

Mischa-von-Derek Aikman
Economics 345
Professor Charles Becker
March 27, 2014

Does Living Near a University Boost Home Prices? Duke and Durham As a Case Study

The purpose of this paper is to explore the possible existence of a correlation between the proximity of one's home to a higher education institution (such as Duke University), and the monetary value of that respective home. I have decided to use the residential structures surrounding Duke University's East Campus as the sample population for this study. More specifically, I analyze and contrast the historical price trends for those homes located within one block of the perimeter of Duke's East Campus, with homes located two blocks away from the same perimeter. The details of the specific geographic locations of these homes are discussed more thoroughly in the paper's analysis. I propose that there is increased property value associated with living closer to the physical location of the University relative to living farther away. This difference in value appears to be apparent even in homes that are within one block of each other.

Methodology

As mentioned above, the homes selected for the study were those located within a 2-block radius of Duke University's East Campus. The annual historic prices of each of these residential homes between 2004 and 2014 were gathered using Zillow.com's respective "Zestimate." The "Zestimate" value is the median Zillow estimate of prices of all the houses in a given geographic location. As of May 2010, the index had tracked over 200 metropolitan areas, and had successfully calculated the index for 120 of these locations.¹ Therefore, the extensive nature of the index made it suitable for the purposes of this study. The homes were divided into two groups; one for those located within a one-block radius of East Campus, and the other for those located within the second block of the East Campus perimeter. The reasoning behind this division was to determine if there is a significant price gap on average between homes located more closely to the University relative to those that are farther away. The specific monetary values for each home can be found in the appendix. The Zestimate at the Durham County level was also collected for this time period to be

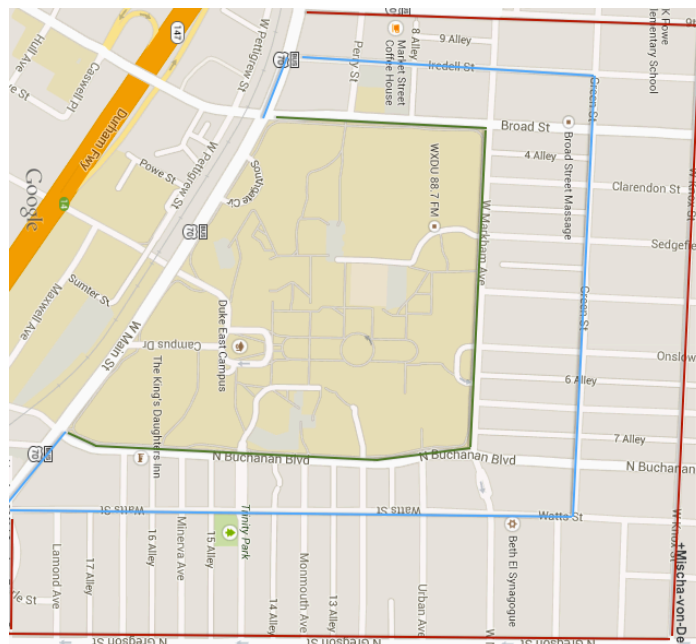
¹ *Tracking the Housing Bubble Across Metropolitan Areas – A Spatio-Temporal Comparison of House Price Indices*. Laurie Schintler and Emilia Istrate. *Cityscape*. Vol. 13, No. 1, Discovering Homelessness (2011), pp. 165-182

used as a benchmark. It is important to note that commercial buildings and apartment complexes within the given radius were excluded in an attempt to control for the types of residential structures being observed. The table and annotated map below show which streets the two groups spanned.

Table Showing the Streets each Respective Group Spanned

Group 1: Within the First Block	Group 2: Within the Second Block
Berkeley St.	9 th St.
Broad St.	Berkeley St.
Clarendon St.	Broad St.
Green St.	Clarendon St.
Iredell	Dacian St.
Lancaster St.	Gloria St.
Minerva St.	Green St.
Monmouth St.	Iredell St.
N. Buchanan Blvd.	Lamond St.
Onslow St.	Lancaster St.
Sedgefield St.	Minerva St.
Urban Ave.	Monmouth St.
W. Markham St.	N. Buchanan St.
Watts St.	N. Gregson St.
-	Onslow St.
-	Sedgefield St.
-	Urban Ave.
-	W. Knox St.
-	W. Markam St.
-	W. Trinity St.
-	Watts St.

Figure 1: Annotated Map Used for Study



The homes that

fall between the

green and blue borders constitute those placed in Group 1 (located closer to Duke), while those that fall between the blue and red borders constitute Group 2 (located farther from Duke). Pricing information was gathered for a total of 485 homes over the 10 years.

Observed Trends and Analysis

The mean home prices for each year was then calculated for both respective groups, and were then plotted against each other along with the Durham County level Zestimate.

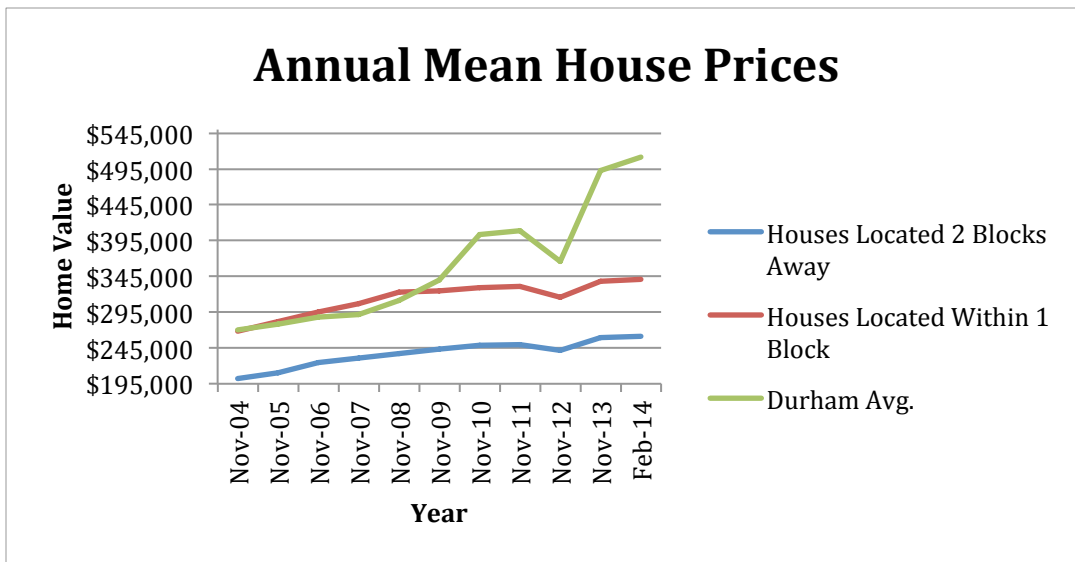


Figure 2: Mean Home Prices for Group 1 and Group 2

It is obvious that there is a significant and consistent price gap between those homes located within one block of Duke’s campus, and those situated two blocks away. It is also very interesting to notice that despite the price gap, both housing groups seem to have been appreciating at more or less the same rate over the past decade. Plotting the price gap itself, as we do in Figure 3 on the next page, shows an unequivocal spike in the price gap between 2007 and 2008. This can be attributed to the culmination, and subsequent burst of the national housing bubble in 2009. Trulia’s chief economist asserted that “geographical home prices was widest in 2007, the peak of the housing bubble.” This may have translated into the unusual widening of the gap at that particular point in time within this subsector of the wider housing market.

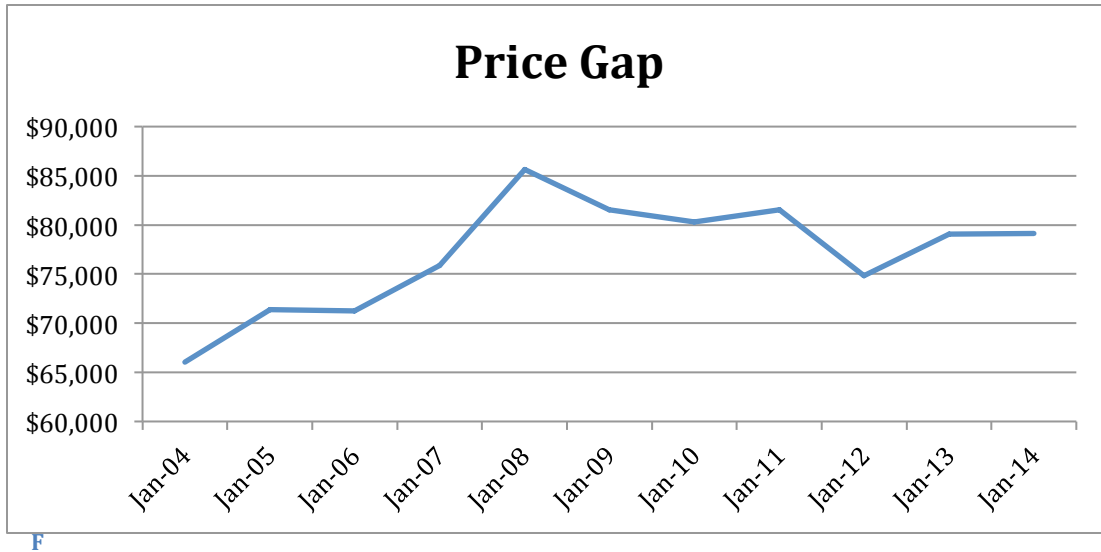


Figure 3: Price Gap Between Groups 1 and 2

Regarding the significant price gap between the two defined housing groups, we can look to the apparent economic implications of being located within close proximity of a prestigious University. Although extensive literature does not exist on these effects, it is common knowledge that Universities impact communities socially, culturally and economically.²

Employment

First, is the factor of employment. As of 2006, Duke University was the second largest private employer in the state.³ A significant portion of the population living within immediate proximity of the University (i.e. within the one block radius) will tend to be well-paid members of faculty and staff within some facet of the University such as health care workers and professors. Hence, these residents are likely to be more financially stable, and equipped to pay more rent than their average counterpart. While it is also probable that some percentage of these employees also live within the two block radius of campus as well, the desired real estate will be that which is more convenient, and therefore, closer to one's place of employment. This augmented demand within a targeted group of individuals may contribute to the higher prices found within this geographic region.

² *The Identification and Estimation of A University's Economic Impacts*. G. Geoffrey Booth and Jeffrey E. Jarrett. *The Journal of Higher Education*. Vol. 47, No. 5, pp.565-576

³ *Duke and Durham: An Analysis of Duke University's Estimated Total Annual Economic Impact on the City and County of Durham*. Rep. Durham: Office of Public Affairs, 2006-2007. Print.

Investment Incentive

Second, is the very attractive opportunity to invest in real estate near Universities. Zillow's chief economist, Stan Humphries, asserts that "a lot of students will live off campus, there's built-in rental demand."⁴ The very high flow of students and faculty from year to year lowers the risk investors run by renting homes to tenants near Duke, or any university for that matter. Vacancy rates will be much lower relative to other areas given the continuous demand for housing. Therefore, the heightened demand from the faculty and staff's perspective, feeds the investor's growth of demand, who are more confident in the long-term returns on their investment, as well as the short-term security of it. This might be another reason those houses in Group 1 were consistently valued higher than those in Group 2.

Location, Location, Location...

Just as acquiring a beachfront property will typically cost more than the average home, it can be argued that the same is true with purchasing a home close to a University. Housing is an asset that, despite crashes like that of 2008, ultimately appreciates over time. Being located near Duke University, one of three major points in the Research Triangle, intrinsically implies that one is located in an "established" neighborhood. It is very unlikely for the 'status' of this neighborhood to decline over time, as the physical University is essentially an immovable asset. This point is further supported if we take a closer look at Figure 2, which plots the Annual Mean House Price for both groups. Although the housing bubble burst in 2008, Durham real estate prices in both groups did not experience a dip in prices until late 2012, leading into 2013. This three-year lag in the reaction of housing prices suggests that residencies located near a powerhouse University such as Duke may be privy to some level of insulation from national market occurrences. This supports the paper's rationale even further as to why properties in Group 1 would be more desirable, and therefore, more expensive compared to those in Group 2.

Isolating the Outliers

Another interesting observation was that while the house values were cheaper *on average* in Group 2 than they were in Group 1, there were a few outliers. More specifically, there were occasional strips of Group 1 homes that were far cheaper than quite a number of Group 2 homes.

⁴ Woolley, Suzanne. "Real Estate: Investing in College Towns: A Degree in Real Estate". *Bloomberg.com*. Bloomberg, 5 Nov. 2012. Web. 20 Mar. 2014.

In order to isolate the streets along which these outliers existed, the historical mean price of homes were calculated for each street within each individual group (see appendix for Group 2 data).

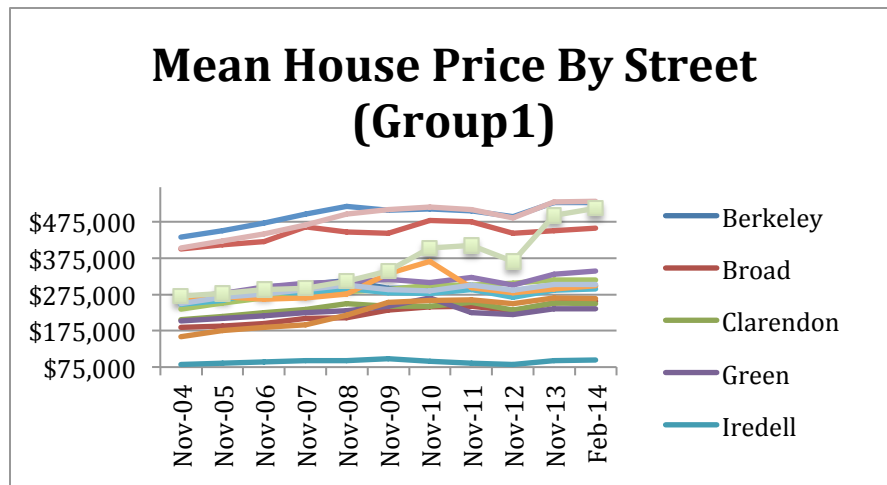


Figure 4: Iredell as Outlier for Group 1 Housing

For the streets covered within Group 1, the majority of the mean historical prices were range bound between approximately \$175,000 and \$250,000. The means for Broad St., Minerva St. and Watts St. were all higher relative to the others with a maximum mean of \$531,529. The obvious outliers in this case were those houses located along Iredell St, whose historical means floated very consistently around \$75,000 throughout the entire decade. Why are these houses valued so much lower than the others found in its group? If one were to look closely at the annotated map in Figure 1, he will notice that Iredell Street was on the furthest most point of the boundary used to confine houses in Group 1. It is possible that the ‘one-block vs. two-block’ measure might have been too neat of a divide, and that the very outskirts of Group 1’s boundary had already transitioned into homes which fit the characteristics of Group 2 more appropriately. However, this outlier still did not cause for the hypothesis to be rejected.

Limitations

While the results of this study were informative, and supported the original hypothesis, there were a few facets of the experiment that may have limited the level of conclusiveness. First, is the use of the Zillow estimate to gather the historical prices for the homes. It was a suitable index to use within the scope of this experiment since it uses public data on house attributes and actual sales

prices to develop its model. However, the academic community often criticizes it for its lack of publically available historical time series.⁵

Second, it is clear that the sample size used in the experiment is relatively small. Having surveyed 4,850 historical prices for 485 homes in Durham provides a nice picture for the community immediately surrounding Duke University. However, there would be great value in expanding the boundaries throughout a larger geographical spread within Durham.

The final limitation is concerned with the method used to define the boundaries that divided the residential homes into two groups. As was seen in the “Isolating the Outliers” portion, the evidence suggests that the border may have been too rigid of a split. Perhaps one could observe more accurate price correlations using the metric distances from the center point of the university and each respective home. This allows the distance factor of the model to be continuous, not discrete, and can speak to even more meaningful relationships.

Summary and Conclusions

Using Duke University and Durham as a case study, we were able to observe significant relationships between historical housing prices for homes located closer to the campus (Group1) relative to those located farther away (Group 2). We noticed that while the houses in both these groups appreciated at rates that were relatively very similar, there was a consistent price gap between houses located within one block of Duke’s campus, and those located two blocks away. More specifically, the homes within the first block were consistently more expensive than those in the second block by significant amounts. Various reasons that could potentially contribute to the existence of this gap were discussed. These included the impact that Duke University has on the employment of those who live near campus, the attributes of homes situated near a university that attract investors, and what seems to be some kind of cushion against larger market phenomena such as the housing crash in 2008. All of these supported the hypothesis that homes located closer the Duke’s East campus, were consistently more expensive than those located farther away over the past 10 years.

Moving forward, it would be very interesting to conduct the same study on a larger scale for numerous universities across the United States. The differences in results between private Universities and State Schools, or between Universities whose campuses are compactly designed

⁵ *Tracking the Housing Bubble Across Metropolitan Areas – A Spatio-Temporal Comparison of House Price Indices*. Laurie Schintler and Emilia Istrate. *Cityscape*. Vol. 13, No. 1, Discovering Homelessness (2011), pp.

(such as Duke University) vs. those that are dispersed throughout a city (such as North Carolina State University) would prove to be very useful within this topic.

Work Cited

1. Dougherty, Conor. "Gap Between Most, Least Expensive Housing Market Still Wide." *Real Time Economics* RSS. The Wall Street Journal, n.d. Web. 27 Mar. 2014.
2. *Duke and Durham: An Analysis of Duke University's Estimated Total Annual Economic Impact on the City and County of Durham*. Rep. Durham: Office of Public Affairs, 2006-2007. Print.
3. *The Identification and Estimation of A University's Economic Impacts*. G. Geoffrey Booth and Jeffrey E. Jarrett. *The Journal of Higher Education*. Vol. 47, No. 5, pp.565-576
4. *Tracking the Housing Bubble Across Metropolitan Areas – A Spatio-Temporal Comparison of House Price Indices*. Laurie Schintler and Emilia Istrate. *Cityscape*. Vol. 13, No. 1, Discovering Homelessness (2011), pp. 165-182)
5. Woolley, Suzanne. "Real Estate: Investing in College Towns: A Degree in Real Estate". *Bloomberg.com*. Bloomberg, 5 Nov. 2012. Web. 20 Mar. 2014.

Appendix A

Group 1 Houses (Located Within 1 Block of East Campus)													
No.	Street	Zip Code	Nov-04	Nov-05	Nov-06	Nov-07	Nov-08	Nov-09	Nov-10	Nov-11	Nov-12	Nov-13	Nov-14
805	Berkeley	27705	\$272,000	\$291,000	\$320,000	\$325,000	\$367,000	\$328,000	\$334,000	\$335,000	\$297,000	\$332,000	\$342,000
806	Berkeley	27705	\$139,000	\$148,000	\$161,000	\$161,000	\$161,000	\$172,000	\$176,000	\$184,000	\$179,000	\$181,000	\$173,000
809	Berkeley	27705	\$307,000	\$333,000	\$381,000	\$374,000	\$380,000	\$364,000	\$369,000	\$397,000	\$338,000	\$374,000	\$375,000
810	Berkeley	27705	\$134,000	\$134,000	\$138,000	\$140,000	\$147,000	\$164,000	\$161,000	\$170,000	\$162,000	\$167,000	\$163,000
812	Berkeley	27705	\$227,000	\$258,000	\$245,000	\$274,000	\$286,000	\$279,000	\$288,000	\$304,000	\$283,000	\$198,000	\$303,000
813	Berkeley	27705	\$342,000	\$354,000	\$398,000	\$400,000	\$421,000	\$389,000	\$383,000	\$408,000	\$363,000	\$424,000	\$413,000
814	Berkeley	27705	\$209,000	\$204,000	\$217,000	\$223,000	\$244,000	\$273,000	\$284,000	\$241,000	\$225,000	\$241,000	\$247,000
816	Berkeley	27705	\$227,000	\$245,000	\$265,000	\$287,000	\$294,000	\$146,000	\$151,000	\$144,000	\$173,000	\$186,000	\$152,000
817	Berkeley	27705	\$297,000	\$305,000	\$350,000	\$361,000	\$378,000	\$350,000	\$353,000	\$371,000	\$326,000	\$361,000	\$366,000
821	Berkeley	27705	\$261,000	\$265,000	\$286,000	\$309,000	\$309,000	\$285,000	\$285,000	\$293,000	\$263,000	\$301,000	\$307,000
829	Berkeley	27705	\$331,000	\$350,000	\$397,000	\$387,000	\$387,000	\$380,000	\$376,000	\$403,000	\$349,000	\$389,000	\$396,000
833	Berkeley	27705	\$321,000	\$335,000	\$383,000	\$383,000	\$377,000	\$367,000	\$354,000	\$362,000	\$338,000	\$359,000	\$356,000
Street Mean			\$255,583	\$268,500	\$295,083	\$302,000	\$312,583	\$291,417	\$292,833	\$301,000	\$274,667	\$292,750	\$299,417
811	Broad	27705	\$283,000	\$304,000	\$315,000	\$345,000	\$335,000	\$325,000	\$323,000	\$338,000	\$316,000	\$353,000	\$356,000
820	Broad	27705	\$149,000	\$146,000	\$150,000	\$160,000	\$166,000	\$239,000	\$264,000	\$255,000	\$244,000	\$272,000	\$281,000
822	Broad	27705	\$119,000	\$112,000	\$120,000	\$120,000	\$133,000	\$134,000	\$133,000	\$137,000	\$133,000	\$130,000	\$131,000
Street Mean			\$183,667	\$187,333	\$195,000	\$208,333	\$211,333	\$232,667	\$240,000	\$243,333	\$231,000	\$251,667	\$256,000
805	Clarendon	27705	\$262,000	\$268,000	\$273,000	\$285,000	\$278,000	\$259,000	\$255,000	\$267,000	\$253,000	\$276,000	\$280,000
807	Clarendon	27705	\$107,000	\$101,000	\$113,000	\$124,000	\$130,000	\$134,000	\$140,000	\$127,000	\$128,000	\$129,000	\$131,000
808	Clarendon	27705	\$164,000	\$153,000	\$169,000	\$169,000	\$165,000	\$180,000	\$183,000	\$186,000	\$177,000	\$194,000	\$187,000
809	Clarendon	27705	\$303,000	\$328,000	\$357,000	\$369,000	\$388,000	\$356,000	\$356,000	\$376,000	\$331,000	\$363,000	\$364,000
812	Clarendon	27705	\$141,000	\$147,000	\$151,000	\$156,000	\$159,000	\$172,000	\$168,000	\$179,000	\$174,000	\$176,000	\$167,000

814	Clarendon	27705	\$212,000	\$208,000	\$180,000	\$189,000	\$212,000	\$202,000	\$202,000	\$203,000	\$198,000	\$215,000	\$221,000
817	Clarendon	27705	\$173,000	\$179,000	\$187,000	\$189,000	\$196,000	\$196,000	\$194,000	\$188,000	\$191,000	\$198,000	\$198,000
820	Clarendon	27705	\$121,000	\$124,000	\$124,000	\$124,000	\$137,000	\$144,000	\$143,000	\$144,000	\$150,000	\$154,000	\$147,000
821	Clarendon	27705	\$317,000	\$358,000	\$398,000	\$386,000	\$396,000	\$375,000	\$373,000	\$412,000	\$346,000	\$377,000	\$374,000
822	Clarendon	27705	\$146,000	\$149,000	\$150,000	\$150,000	\$166,000	\$170,000	\$172,000	\$167,000	\$162,000	\$181,000	\$178,000
825	Clarendon	27705	\$257,000	\$282,000	\$300,000	\$310,000	\$309,000	\$292,000	\$289,000	\$302,000	\$279,000	\$306,000	\$307,000
829	Clarendon	27705					\$389,000	\$360,000	\$362,000	\$404,000	\$342,000	\$368,000	\$369,000
833	Clarendon	27705	\$284,000	\$307,000	\$310,000	\$363,000	\$372,000	\$340,000	\$354,000	\$366,000	\$320,000	\$352,000	\$349,000
837	Clarendon	27705	\$162,000	\$168,000	\$192,000	\$188,000	\$172,000	\$194,000	\$194,000	\$198,000	\$204,000	\$206,000	\$201,000
841	Clarendon	27705	\$156,000	\$143,000	\$159,000	\$164,000	\$181,000	\$185,000	\$179,000	\$183,000	\$170,000	\$184,000	\$181,000
Street Mean			\$205,333	\$213,933	\$225,667	\$233,200	\$249,625	\$241,625	\$243,125	\$252,375	\$232,125	\$250,625	\$249,375

1305	Green	27705	\$129,000	\$131,000	\$139,000	\$136,000	\$151,000	\$149,000	\$155,000	\$162,000	\$155,000	\$167,000	\$157,000
1409	Green	27705	\$210,000	\$222,000	\$240,000	\$257,000	\$245,000	\$238,000	\$236,000	\$239,000	\$224,000	\$254,000	\$255,000
1411	Green	27705	\$323,000	\$330,000	\$325,000	\$349,000	\$359,000	\$429,000	\$548,000	\$348,000	\$334,000	\$358,000	\$365,000
1501	Green	27705	\$173,000	\$179,000	\$187,000	\$189,000	\$196,000	\$196,000	\$194,000	\$188,000	\$191,000	\$198,000	\$198,000
1503	Green	27705	\$173,000	\$179,000	\$187,000	\$189,000	\$196,000	\$196,000	\$194,000	\$188,000	\$191,000	\$198,000	\$198,000
Street Mean			\$201,600	\$208,200	\$215,600	\$224,000	\$229,400	\$241,600	\$265,400	\$225,000	\$219,000	\$235,000	\$234,600

810	Iredell	27705			\$111,000	\$116,000	\$115,000	\$114,000	\$106,000	\$98,000	\$97,000	\$113,000	\$113,000
812	Iredell	27705	\$72,000	\$77,000	\$68,000	\$71,000	\$75,000	\$80,000	\$70,000	\$71,000	\$70,000	\$80,000	\$79,000
814	Iredell	27705	\$91,000	\$93,000	\$87,000	\$89,000	\$91,000	\$101,000	\$96,000	\$89,000	\$82,000	\$88,000	\$93,000
Street Mean			\$81,500	\$85,000	\$88,667	\$92,000	\$93,667	\$98,333	\$90,667	\$86,000	\$83,000	\$93,667	\$95,000

801	Lancaster	27701	\$104,000	\$104,000	\$104,000	\$109,000	\$115,000	\$112,000	\$111,000	\$112,000	\$112,000	\$111,000	\$111,000
806	Lancaster	27701	\$172,000	\$181,000	\$192,000	\$191,000	\$195,000	\$202,000	\$218,000	\$221,000	\$211,000	\$217,000	\$211,000
807	Lancaster	27701	\$104,000	\$104,000	\$104,000	\$109,000	\$115,000	\$112,000	\$111,000	\$112,000	\$112,000	\$111,000	\$111,000
809	Lancaster	27701	\$157,000	\$138,000	\$152,000	\$162,000	\$161,000	\$176,000	\$177,000	\$180,000	\$175,000	\$191,000	\$183,000
810	Lancaster	27701	\$181,000	\$174,000	\$183,000	\$186,000	\$194,000	\$198,000	\$216,000	\$217,000	\$204,000	\$208,000	\$202,000
811	Lancaster	27701	\$171,000	\$137,000	\$146,000	\$155,000	\$155,000	\$168,000	\$163,000	\$174,000	\$164,000	\$173,000	\$164,000

812	Lancaster	27701	\$164,000	\$158,000	\$178,000	\$182,000	\$176,000	\$191,000	\$195,000	\$203,000	\$205,000	\$208,000	\$202,000
814	Lancaster	27701						\$660,000	\$653,000	\$661,000	\$639,000	\$686,000	\$690,000
815	Lancaster	27701		\$402,000	\$425,000	\$442,000	\$441,000	\$395,000	\$399,000	\$412,000	\$409,000	\$435,000	\$427,000
818	Lancaster	27701					\$505,000	\$490,000	\$518,000	\$515,000	\$490,000	\$523,000	\$527,000
819	Lancaster	27701	\$126,000	\$115,000	\$122,000	\$124,000	\$128,000	\$140,000	\$137,000	\$137,000	\$135,000	\$131,000	\$127,000
821	Lancaster	27701	\$244,000	\$266,000	\$290,000	\$289,000	\$296,000	\$301,000	\$304,000	\$299,000	\$277,000	\$310,000	\$321,000
822	Lancaster	27701	\$171,000	\$176,000	\$172,000	\$183,000	\$198,000	\$235,000	\$251,000	\$226,000	\$210,000	\$227,000	\$245,000
823	Lancaster	27701	\$151,000	\$148,000	\$144,000	\$161,000	\$157,000	\$173,000	\$168,000	\$174,000	\$160,000	\$182,000	\$170,000
Street Mean			\$158,636	\$175,250	\$184,333	\$191,083	\$218,154	\$253,786	\$258,643	\$260,214	\$250,214	\$265,214	\$263,643
1107	Minerva	27701	\$401,000	\$407,000	\$421,000	\$467,000	\$499,000	\$462,000	\$486,000	\$457,000	\$440,000	\$484,000	\$484,000
1108	Minerva	27701	\$289,000	\$305,000	\$332,000	\$338,000	\$353,000	\$368,000	\$365,000	\$366,000	\$361,000	\$384,000	\$381,000
1110	Minerva	27701	\$608,000	\$639,000	\$661,000	\$684,000	\$701,000	\$692,000	\$681,000	\$689,000	\$666,000	\$716,000	\$720,000
Street Mean			\$432,667	\$450,333	\$471,333	\$496,333	\$517,667	\$507,333	\$510,667	\$504,000	\$489,000	\$528,000	\$528,333
1108	Monmouth	27701	\$400,000	\$412,000	\$421,000	\$461,000	\$447,000	\$444,000	\$479,000	\$475,000	\$444,000	\$450,000	\$457,000
Street Mean			\$400,000	\$412,000	\$421,000	\$461,000	\$447,000	\$444,000	\$479,000	\$475,000	\$444,000	\$450,000	\$457,000
108	N Buchanan	27701	\$258,000	\$260,000	\$256,000	\$264,000	\$294,000	\$273,000	\$293,000	\$268,000	\$268,000	\$290,000	\$303,000
110	N Buchanan	27701	\$249,000	\$260,000	\$266,000	\$266,000	\$273,000	\$304,000	\$363,000	\$370,000	\$336,000	\$477,000	\$508,000
112	N Buchanan	27701	\$232,000	\$242,000	\$253,000	\$252,000	\$259,000	\$291,000	\$347,000	\$361,000	\$320,000	\$444,000	\$475,000
114	N Buchanan	27701		\$602,000	\$622,000	\$646,000	\$666,000	\$656,000	\$654,000	\$652,000	\$630,000	\$678,000	\$681,000
116	N Buchanan	27701	\$378,000	\$383,000	\$399,000	\$448,000	\$436,000	\$429,000	\$472,000	\$440,000	\$416,000	\$433,000	\$438,000
402	N Buchanan	27701	\$407,000	\$423,000	\$442,000	\$465,000	\$457,000	\$490,000	\$632,000	\$614,000	\$567,000	\$644,000	\$643,000
406	N Buchanan	27701	\$406,000	\$422,000	\$372,000	\$442,000	\$426,000	\$428,000	\$428,000	\$419,000	\$424,000	\$441,000	\$432,000
410	N Buchanan	27701	\$503,000	\$529,000	\$533,000	\$578,000	\$597,000	\$588,000	\$581,000	\$601,000	\$579,000	\$626,000	\$632,000
508	N Buchanan	27701			\$466,000	\$505,000	\$485,000	\$477,000	\$458,000	\$517,000	\$493,000	\$466,000	\$451,000
510	N Buchanan	27701	\$210,000	\$222,000	\$231,000	\$217,000	\$229,000	\$237,000	\$254,000	\$249,000	\$243,000	\$259,000	\$264,000
512	N Buchanan	27701	\$251,000	\$278,000	\$306,000	\$322,000	\$333,000	\$350,000	\$354,000	\$344,000	\$338,000	\$371,000	\$372,000

602	N Buchanan	27701	\$180,000	\$182,000	\$196,000	\$194,000	\$194,000	\$213,000	\$218,000	\$228,000	\$212,000	\$229,000	\$230,000
604	N Buchanan	27701	\$153,000	\$156,000	\$163,000	\$166,000	\$176,000	\$191,000	\$194,000	\$192,000	\$182,000	\$202,000	\$201,000
608	N Buchanan	27701	\$220,000	\$211,000	\$213,000	\$226,000	\$231,000	\$220,000	\$246,000	\$224,000	\$212,000	\$242,000	\$249,000
702	N Buchanan	27701	\$226,000	\$228,000	\$247,000	\$219,000	\$251,000	\$253,000	\$268,000	\$261,000	\$247,000	\$274,000	\$284,000
704	N Buchanan	27701	\$701,000	\$690,000	\$688,000	\$755,000	\$773,000	\$759,000	\$713,000	\$719,000	\$1,200,000	\$782,000	\$757,000
708	N Buchanan	27701	\$285,000	\$303,000	\$328,000	\$341,000	\$319,000	\$318,000	\$350,000	\$357,000	\$338,000	\$338,000	\$347,000
710	N Buchanan	27701	\$199,000	\$194,000	\$222,000	\$202,000	\$219,000	\$222,000	\$240,000	\$251,000	\$234,000	\$238,000	\$239,000
803	N Buchanan	27701	\$296,000	\$304,000	\$309,000	\$325,000	\$329,000	\$333,000	\$341,000	\$344,000	\$331,000	\$345,000	\$353,000
805	N Buchanan	27701	\$117,000	\$115,000	\$113,000	\$122,000	\$126,000	\$131,000	\$127,000	\$128,000	\$123,000	\$127,000	\$124,000
807	N Buchanan	27701	\$83,000	\$85,000	\$90,000	\$87,000	\$94,000	\$101,000	\$96,000	\$90,000	\$97,000	\$89,000	\$90,000
809	N Buchanan	27701	\$161,000	\$159,000	\$171,000	\$181,000	\$173,000	\$183,000	\$189,000	\$190,000	\$196,000	\$191,000	\$180,000
811	N Buchanan	27701	\$79,000	\$79,000	\$79,000	\$81,000	\$88,000	\$89,000	\$87,000	\$87,000	\$94,000	\$85,000	\$85,000
814	N Buchanan	27701	\$110,000	\$106,000	\$109,000	\$109,000	\$119,000	\$123,000	\$122,000	\$122,000	\$127,000	\$120,000	\$117,000
816	N Buchanan	27701	\$127,000	\$113,000	\$117,000	\$121,000	\$125,000	\$132,000	\$131,000	\$131,000	\$130,000	\$128,000	\$123,000
818	N Buchanan	27701	\$157,000	\$159,000	\$153,000	\$169,000	\$160,000	\$180,000	\$182,000	\$189,000	\$175,000	\$195,000	\$192,000
819	N Buchanan	27701	\$119,000	\$127,000	\$133,000	\$133,000	\$142,000	\$151,000	\$150,000	\$156,000	\$158,000	\$162,000	\$154,000
820	N Buchanan	27701	\$162,000	\$163,000	\$161,000	\$178,000	\$185,000	\$186,000	\$188,000	\$205,000	\$194,000	\$199,000	\$198,000
821	N Buchanan	27701	\$139,000	\$145,000	\$139,000	\$142,000	\$166,000	\$146,000	\$140,000	\$142,000	\$154,000	\$159,000	\$148,000
823	N Buchanan	27701	\$158,000	\$159,000	\$158,000	\$162,000	\$182,000	\$187,000	\$181,000	\$193,000	\$182,000	\$187,000	\$188,000
Street Mean			\$234,500	\$251,690	\$264,500	\$277,267	\$283,567	\$288,033	\$299,967	\$301,467	\$306,667	\$314,033	\$315,267
801	Onslow	27705						\$278,000	\$269,000	\$272,000	\$267,000	\$297,000	\$300,000
805	Onslow	27705	\$229,000	\$221,000	\$226,000	\$242,000	\$262,000	\$267,000	\$252,000	\$246,000	\$237,000	\$264,000	\$273,000
806	Onslow	27705	\$321,000	\$354,000	\$398,000	\$389,000	\$411,000	\$382,000	\$386,000	\$406,000	\$366,000	\$403,000	\$398,000
810	Onslow	27705	\$305,000	\$340,000	\$369,000	\$380,000	\$370,000	\$378,000	\$366,000	\$390,000	\$344,000	\$374,000	\$376,000
813	Onslow	27705	\$342,000	\$343,000	\$337,000	\$365,000	\$364,000	\$367,000	\$362,000	\$359,000	\$354,000	\$516,000	\$534,000
814	Onslow	27705	\$183,000	\$181,000	\$194,000	\$200,000	\$223,000	\$226,000	\$215,000	\$218,000	\$216,000	\$220,000	\$229,000
818	Onslow	27705	\$339,000	\$341,000	\$332,000	\$369,000	\$362,000	\$368,000	\$368,000	\$366,000	\$352,000	\$377,000	\$400,000
821	Onslow	27705						\$353,000	\$323,000	\$315,000	\$312,000	\$321,000	\$375,000

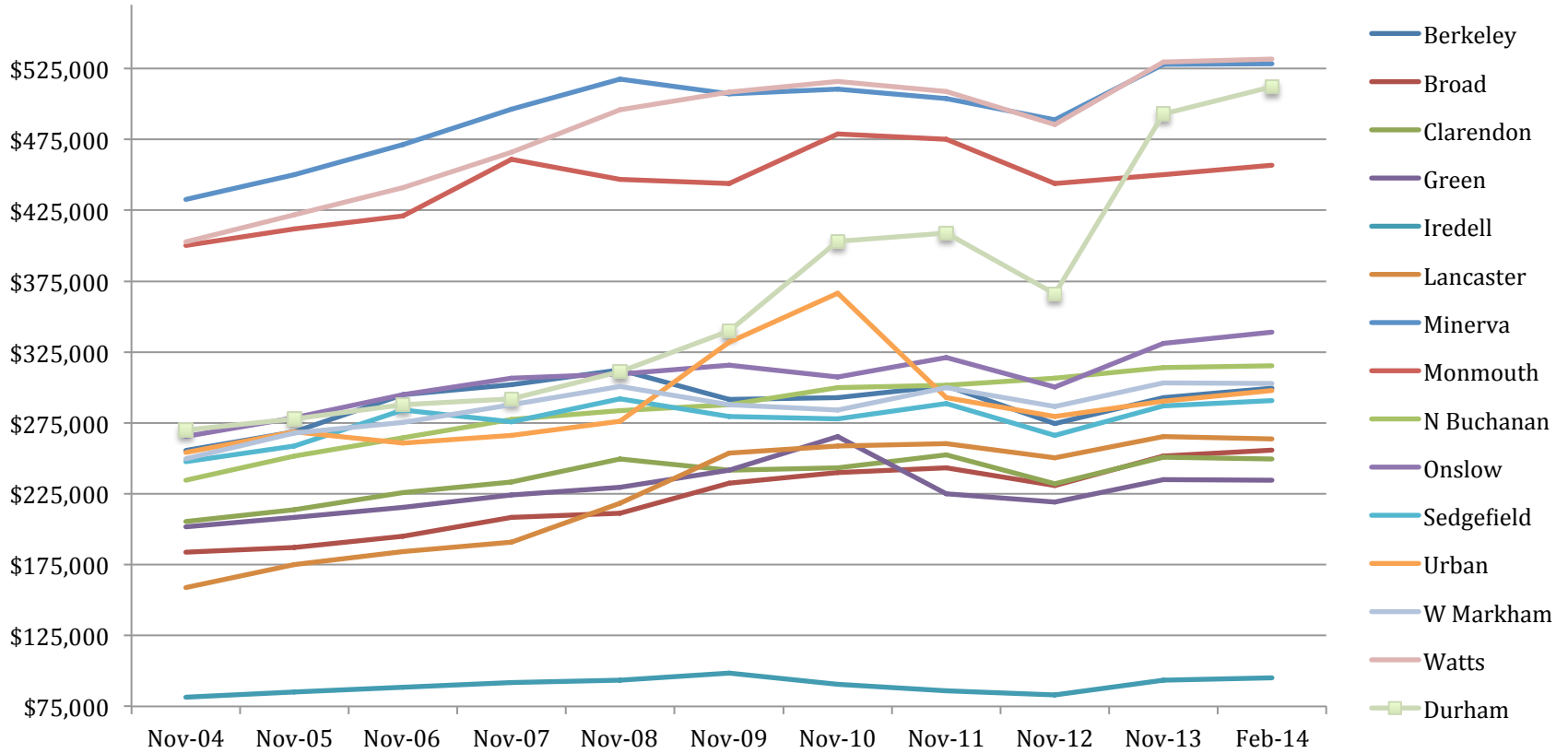
825	Onslow	27705	\$197,000	\$197,000	\$211,000	\$208,000	\$237,000	\$233,000	\$231,000	\$241,000	\$227,000	\$237,000	\$242,000
826	Onslow	27705	\$344,000	\$363,000	\$404,000	\$412,000	\$390,000	\$380,000	\$362,000	\$403,000	\$367,000	\$411,000	\$402,000
829	Onslow	27705	\$297,000	\$323,000	\$353,000	\$376,000	\$359,000	\$351,000	\$337,000	\$361,000	\$335,000	\$364,000	\$359,000
830	Onslow	27705	\$203,000	\$208,000	\$217,000	\$221,000	\$222,000	\$239,000	\$237,000	\$256,000	\$237,000	\$241,000	\$244,000
833	Onslow	27705	\$309,000	\$341,000	\$369,000	\$386,000	\$377,000	\$379,000	\$373,000	\$422,000	\$361,000	\$393,000	\$395,000
837	Onslow	27705						\$387,000	\$382,000	\$414,000	\$385,000	\$402,000	\$415,000
841	Onslow	27705	\$117,000	\$130,000	\$128,000	\$129,000	\$136,000	\$147,000	\$146,000	\$145,000	\$143,000	\$144,000	\$141,000
Street Mean			\$265,500	\$278,500	\$294,833	\$306,417	\$309,417	\$315,667	\$307,267	\$320,933	\$300,200	\$330,933	\$338,867
802	Sedgefield	27705	\$272,000	\$272,000	\$292,000	\$30,900	\$322,000	\$297,000	\$286,000	\$290,000	\$280,000	\$315,000	\$321,000
804	Sedgefield	27705	\$189,000	\$183,000	\$210,000	\$209,000	\$218,000	\$194,000	\$196,000	\$203,000	\$219,000	\$197,000	\$199,000
806	Sedgefield	27705	\$205,000	\$193,000	\$223,000	\$212,000	\$220,000	\$196,000	\$201,000	\$217,000	\$219,000	\$205,000	\$212,000
808	Sedgefield	27705	\$205,000	\$194,000	\$223,000	\$212,000	\$224,000	\$196,000	\$201,000	\$217,000	\$218,000	\$205,000	\$212,000
810	Sedgefield	27705	\$205,000	\$207,000	\$222,000	\$213,000	\$224,000	\$196,000	\$201,000	\$217,000	\$218,000	\$205,000	\$212,000
812	Sedgefield	27705	\$267,000	\$257,000	\$275,000	\$291,000	\$295,000	\$272,000	\$269,000	\$270,000	\$250,000	\$281,000	\$292,000
814	Sedgefield	27705	\$273,000	\$271,000	\$292,000	\$310,000	\$323,000	\$298,000	\$287,000	\$290,000	\$279,000	\$316,000	\$322,000
820	Sedgefield	27705	\$232,000	\$254,000	\$268,000	\$314,000	\$284,000	\$257,000	\$259,000	\$261,000	\$244,000	\$273,000	\$272,000
824	Sedgefield	27705	\$273,000	\$292,000	\$323,000	\$329,000	\$373,000	\$328,000	\$335,000	\$335,000	\$300,000	\$330,000	\$341,000
830	Sedgefield	27705	\$173,000	\$179,000	\$187,000	\$189,000	\$196,000	\$196,000	\$194,000	\$188,000	\$191,000	\$198,000	\$198,000
831	Sedgefield	27705	\$307,000	\$332,000	\$383,000	\$371,000	\$391,000	\$364,000	\$369,000	\$405,000	\$339,000	\$382,000	\$377,000
835	Sedgefield	27705	\$247,000	\$271,000	\$286,000	\$305,000	\$303,000	\$285,000	\$284,000	\$291,000	\$269,000	\$297,000	\$298,000
839	Sedgefield	27705	\$255,000	\$280,000	\$300,000	\$311,000	\$321,000	\$294,000	\$292,000	\$305,000	\$279,000	\$309,000	\$306,000
840	Sedgefield	27705	\$317,000	\$328,000	\$403,000	\$374,000	\$390,000	\$364,000	\$368,000	\$400,000	\$337,000	\$371,000	\$373,000
844	Sedgefield	27705	\$319,000	\$334,000	\$396,000	\$380,000	\$389,000	\$377,000	\$373,000	\$400,000	\$341,000	\$367,000	\$371,000
845	Sedgefield	27705	\$173,000	\$179,000	\$187,000	\$189,000	\$196,000	\$196,000	\$194,000	\$188,000	\$191,000	\$198,000	\$198,000
848	Sedgefield	27705						\$369,000	\$344,000	\$339,000	\$301,000	\$352,000	\$359,000
851	Sedgefield	27705	\$316,000	\$337,000	\$369,000	\$380,000	\$376,000	\$372,000	\$362,000	\$374,000	\$341,000	\$370,000	\$373,000
852	Sedgefield	27705		\$293,000	\$298,000	\$312,000	\$314,000	\$276,000	\$281,000	\$298,000	\$265,000	\$292,000	\$296,000
855	Sedgefield	27705	\$230,000	\$258,000	\$263,000	\$305,000	\$186,000	\$262,000	\$260,000	\$285,000	\$245,000	\$280,000	\$279,000
Street Mean			\$247,667	\$258,632	\$284,211	\$275,626	\$291,842	\$279,450	\$277,800	\$288,650	\$266,300	\$287,150	\$290,550

1105	Urban	27701				\$204,000	\$205,000	\$203,000	\$462,000	\$237,000	\$209,000	\$217,000	\$222,000
1107	Urban	27701	\$229,000	\$252,000	\$243,000	\$261,000	\$280,000	\$449,000	\$298,000	\$302,000	\$284,000	\$292,000	\$300,000
1111	Urban	27701	\$279,000	\$285,000	\$279,000	\$333,000	\$343,000	\$344,000	\$339,000	\$339,000	\$346,000	\$362,000	\$372,000
Street Mean			\$254,000	\$268,500	\$261,000	\$266,000	\$276,000	\$332,000	\$366,333	\$292,667	\$279,667	\$290,333	\$298,000
1100	W Markham	27701	\$260,000	\$282,000	\$287,000	\$281,000	\$302,000	\$320,000	\$313,000	\$316,000	\$315,000	\$342,000	\$336,000
1200	W Markham	27701						\$249,000	\$260,000	\$494,000	\$425,000	\$275,000	\$271,000
1204	W Markham	27701	\$397,000	\$463,000	\$478,000	\$509,000	\$466,000	\$476,000	\$465,000	\$482,000	\$442,000	\$498,000	\$483,000
1206	W Markham	27701	\$191,000	\$203,000	\$200,000	\$211,000	\$208,000	\$218,000	\$230,000	\$233,000	\$214,000	\$234,000	\$236,000
1303	W Markham	27705	\$425,000	\$439,000	\$446,000	\$489,000	\$493,000	\$482,000	\$476,000	\$435,000	\$449,000	\$517,000	\$500,000
1312	W Markham	27705	\$248,000	\$273,000	\$267,000	\$278,000	\$291,000	\$281,000	\$283,000	\$311,000	\$295,000	\$325,000	\$332,000
1410	W Markham	27705	\$413,000	\$437,000	\$447,000	\$489,000	\$479,000	\$471,000	\$418,000	\$427,000	\$422,000	\$473,000	\$462,000
1502	W Markham	27705	\$274,000	\$284,000	\$299,000	\$317,000	\$334,000	\$314,000	\$313,000	\$308,000	\$289,000	\$334,000	\$339,000
1504	W Markham	27705	\$219,000	\$234,000	\$242,000	\$255,000	\$268,000	\$237,000	\$239,000	\$239,000	\$230,000	\$237,000	\$241,000
1508	W Markham	27705	\$210,000	\$235,000	\$239,000	\$249,000	\$255,000	\$231,000	\$235,000	\$247,000	\$234,000	\$236,000	\$243,000
1510	W Markham	27705	\$213,000	\$230,000	\$244,000	\$250,000	\$258,000	\$228,000	\$224,000	\$234,000	\$229,000	\$232,000	\$240,000
1512	W Markham	27705	\$214,000	\$230,000	\$244,000	\$249,000	\$259,000	\$228,000	\$224,000	\$234,000	\$229,000	\$232,000	\$240,000
1514	W Markham	27705	\$205,000	\$216,000	\$225,000	\$228,000	\$234,000	\$205,000	\$211,000	\$221,000	\$219,000	\$232,000	\$234,000
1516	W Markham	27705	\$279,000	\$297,000	\$331,000	\$346,000	\$362,000	\$343,000	\$347,000	\$344,000	\$306,000	\$348,000	\$354,000
1552	W Markham	27705	\$173,000	\$179,000	\$186,000	\$189,000	\$196,000	\$196,000	\$194,000	\$188,000	\$191,000	\$198,000	\$198,000
1564	W Markham	27705	\$173,000	\$179,000	\$187,000	\$189,000	\$196,000	\$196,000	\$194,000	\$188,000	\$191,000	\$198,000	\$198,000
1700	W Markham	27705	\$249,000	\$276,000	\$260,000	\$271,000	\$291,000	\$280,000	\$273,000	\$278,000	\$270,000	\$301,000	\$306,000
1704	W Markham	27705					\$410,000	\$400,000	\$382,000	\$405,000	\$385,000	\$423,000	\$418,000
1806	W Markham	27705	\$102,000	\$97,000	\$97,000	\$96,000	\$114,000	\$113,000	\$117,000	\$116,000	\$108,000	\$125,000	\$120,000
Street Mean			\$249,706	\$267,882	\$275,235	\$288,000	\$300,889	\$287,789	\$284,105	\$300,000	\$286,474	\$303,158	\$302,684
115	Watts	27701	\$367,000	\$379,000	\$400,000	\$436,000	\$463,000	\$498,000	\$590,000	\$631,000	\$591,000	\$628,000	\$626,000
203	Watts	27701	\$412,000	\$422,000	\$448,000	\$488,000	\$498,000	\$489,000	\$499,000	\$485,000	\$473,000	\$518,000	\$514,000

205	Watts	27701	\$349,000	\$363,000	\$452,000	\$476,000	\$473,000	\$482,000	\$517,000	\$513,000	\$482,000	\$533,000	\$535,000
207	Watts	27701	\$402,000	\$423,000	\$443,000	\$472,000	\$481,000	\$514,000	\$570,000	\$568,000	\$539,000	\$609,000	\$617,000
213	Watts	27701	\$538,000	\$555,000	\$572,000	\$599,000	\$609,000	\$619,000	\$645,000	\$639,000	\$613,000	\$653,000	\$656,000
301	Watts	27701	\$679,000	\$714,000	\$738,000	\$765,000	\$863,000	\$887,000	\$837,000	\$817,000	\$775,000	\$881,000	\$880,000
303	Watts	27701	\$429,000	\$434,000	\$453,000	\$485,000	\$502,000	\$517,000	\$532,000	\$492,000	\$496,000	\$521,000	\$515,000
307	Watts	27701	\$356,000	\$358,000	\$338,000	\$395,000	\$389,000	\$385,000	\$371,000	\$358,000	\$373,000	\$387,000	\$384,000
311	Watts	27701	\$439,000	\$465,000	\$465,000	\$550,000	\$546,000	\$543,000	\$542,000	\$535,000	\$520,000	\$567,000	\$567,000
401	Watts	27701	\$739,000	\$775,000	\$801,000	\$830,000	\$872,000	\$839,000	\$826,000	\$835,000	\$807,000	\$868,000	\$873,000
403	Watts	27701	\$247,000	\$257,000	\$268,000	\$272,000	\$284,000	\$310,000	\$309,000	\$301,000	\$280,000	\$307,000	\$318,000
407	Watts	27701	\$347,000	\$370,000	\$385,000	\$386,000	\$396,000	\$417,000	\$460,000	\$462,000	\$416,000	\$518,000	\$536,000
409	Watts	27701	\$556,000	\$580,000	\$598,000	\$620,000	\$637,000	\$637,000	\$652,000	\$639,000	\$612,000	\$655,000	\$663,000
501	Watts	27701	\$677,000	\$704,000	\$733,000	\$760,000	\$773,000	\$762,000	\$751,000	\$759,000	\$734,000	\$780,000	\$793,000
503	Watts	27701	\$104,000	\$104,000	\$104,000	\$109,000	\$115,000	\$112,000	\$111,000	\$112,000	\$112,000	\$111,000	\$111,000
507	Watts	27701	\$574,000	\$603,000	\$629,000	\$646,000	\$665,000	\$677,000	\$680,000	\$679,000	\$638,000	\$700,000	\$692,000
509	Watts	27701	\$190,000	\$197,000	\$225,000	\$223,000	\$228,000	\$242,000	\$247,000	\$253,000	\$248,000	\$274,000	\$271,000
601	Watts	27701	\$467,000	\$479,000	\$504,000	\$570,000	\$546,000	\$501,000	\$521,000	\$488,000	\$511,000	\$538,000	\$531,000
607	Watts	27701	\$312,000	\$332,000	\$369,000	\$392,000	\$389,000	\$385,000	\$414,000	\$409,000	\$394,000	\$434,000	\$432,000
611	Watts	27701	\$464,000	\$484,000	\$471,000	\$565,000	\$559,000	\$845,000	\$631,000	\$630,000	\$569,000	\$579,000	\$577,000
701	Watts	27701	\$254,000	\$289,000	\$327,000	\$305,000	\$334,000	\$341,000	\$352,000	\$344,000	\$337,000	\$367,000	\$373,000
703	Watts	27701	\$245,000	\$277,000	\$303,000	\$286,000	\$312,000	\$320,000	\$352,000	\$345,000	\$331,000	\$361,000	\$368,000
705	Watts	27701	\$256,000	\$283,000	\$309,000	\$314,000	\$330,000	\$342,000	\$354,000	\$341,000	\$352,000	\$374,000	\$377,000
707	Watts	27701	\$621,000	\$653,000	\$674,000	\$699,000	\$717,000	\$707,000	\$696,000	\$704,000	\$680,000	\$731,000	\$735,000
711	Watts	27701	\$409,000	\$420,000	\$394,000	\$464,000	\$436,000	\$442,000	\$466,000	\$415,000	\$435,000	\$477,000	\$455,000
801	Watts	27701	\$293,000	\$313,000	\$283,000	\$317,000	\$316,000	\$323,000	\$317,000	\$329,000	\$294,000	\$317,000	\$329,000
805	Watts	27701					\$496,000	\$488,000	\$516,000	\$507,000	\$493,000	\$512,000	\$518,000
809	Watts	27701	\$306,000	\$330,000	\$364,000	\$380,000	\$384,000	\$378,000	\$407,000	\$411,000	\$112,000	\$399,000	\$399,000
811	Watts	27701	\$280,000	\$301,000	\$340,000	\$343,000	\$352,000	\$360,000	\$372,000	\$362,000	\$363,000	\$380,000	\$383,000
813	Watts	27701	\$167,000	\$167,000	\$178,000	\$192,000	\$177,000	\$183,000	\$185,000	\$175,000	\$189,000	\$192,000	\$197,000
1005	Watts	27701	\$751,000	\$751,000	\$780,000	\$795,000	\$828,000	\$821,000	\$852,000	\$824,000	\$807,000	\$858,000	\$854,000

1009	Watts	27701					\$1,100,000	\$1,100,000	\$1,100,000	\$1,100,000	\$1,100,000	\$1,100,000	\$1,100,000
1013	Watts	27701	\$260,000	\$298,000	\$316,000	\$301,000	\$330,000	\$348,000	\$364,000	\$356,000	\$338,000	\$361,000	\$372,000
1015	Watts	27701	\$398,000	\$417,000	\$443,000	\$479,000	\$456,000	\$475,000	\$505,000	\$488,000	\$492,000	\$520,000	\$521,000
Street Mean			\$402,750	\$421,781	\$440,844	\$466,063	\$495,765	\$508,500	\$515,971	\$509,000	\$485,471	\$529,706	\$531,529
Total Mean			\$273,612	\$287,861	\$300,853	\$312,442	\$328,969	\$332,923	\$337,724	\$338,439	\$324,492	\$347,173	\$348,927
Durham Mean			\$270,000	\$278,000	\$288,000	\$292,000	\$311,000	\$340,000	\$403,000	\$409,000	\$366,000	\$493,000	\$512,000

Mean House Price By Street (Group 1)



Appendix B

Group 2 Houses (Located Two Blocks Away from East Campus)

No.	Street	Zip Code	Nov-04	Nov-05	Nov-06	Nov-07	Nov-08	Nov-09	Nov-10	Nov-11	Nov-12	Nov-13	Feb-14
806	9th	27705	\$131,000	\$133,000	\$141,000	\$152,000	\$147,000	\$160,000	\$156,000	\$153,000	\$151,000	\$166,000	\$162,000
920	9th	27705	\$159,000	\$165,000	\$186,000	\$188,000	\$176,000	\$196,000	\$199,000	\$195,000	\$203,000	\$208,000	\$203,000
918	9th	27705	\$154,000	\$169,000	\$173,000	\$184,000	\$207,000	\$203,000	\$207,000	\$212,000	\$207,000	\$215,000	\$212,000
914	9th	27705	\$124,000	\$122,000	\$129,000	\$135,000	\$144,000	\$143,000	\$150,000	\$144,000	\$134,000	\$149,000	\$146,000
912	9th	27705	\$185,000	\$187,000	\$199,000	\$211,000	\$214,000	\$211,000	\$218,000	\$234,000	\$224,000	\$234,000	\$231,000
910	9th	27705								\$248,000	\$246,000	\$304,000	\$323,000
908	9th	27705	\$173,000	\$166,000	\$183,000	\$189,000	\$178,000	\$196,000	\$196,000	\$197,000	\$192,000	\$208,000	\$209,000
Street Mean			\$154,333	\$157,000	\$168,500	\$176,500	\$177,667	\$184,833	\$187,667	\$197,571	\$193,857	\$212,000	\$212,286
927	Berkeley	27705	\$84,000	\$87,000	\$80,000	\$81,000	\$92,000	\$89,000	\$80,000	\$87,000	\$81,000	\$98,000	\$102,000
921	Berkeley	27705	\$95,000	\$94,000	\$95,000	\$94,000	\$98,000	\$113,000	\$103,000	\$109,000	\$95,000	\$104,000	\$111,000
919	Berkeley	27705	\$95,000	\$95,000	\$95,000	\$95,000	\$100,000	\$114,000	\$102,000	\$109,000	\$94,000	\$104,000	\$111,000
917	Berkeley	27705	\$122,000	\$112,000	\$117,000	\$118,000	\$132,000	\$136,000	\$133,000	\$142,000	\$135,000	\$131,000	\$133,000
915	Berkeley	27705	\$125,000	\$124,000	\$128,000	\$122,000	\$144,000	\$136,000	\$132,000	\$128,000	\$130,000	\$145,000	\$144,000
909	Berkeley	27705	\$118,000	\$118,000	\$116,000	\$117,000	\$128,000	\$128,000	\$123,000	\$129,000	\$129,000	\$133,000	\$134,000
907	Berkeley	27705	\$83,000	\$82,000	\$82,000	\$77,000	\$81,000	\$79,000	\$83,000	\$75,000	\$74,000	\$79,000	\$84,000
905	Berkeley	27705	\$69,000	\$73,000	\$62,000	\$64,000	\$67,000	\$70,000	\$63,000	\$67,000	\$64,000	\$69,000	\$68,000
903	Berkeley	27705	\$82,000	\$80,000	\$78,000	\$76,000	\$80,000	\$78,000	\$80,000	\$75,000	\$72,000	\$79,000	\$84,000
924	Berkeley	27705	\$93,000	\$92,000	\$88,000	\$88,000	\$89,000	\$106,000	\$94,000	\$93,000	\$90,000	\$85,000	\$96,000
920	Berkeley	27705	\$98,000	\$98,000	\$98,000	\$103,000	\$107,000	\$114,000	\$114,000	\$120,000	\$109,000	\$116,000	\$117,000
918	Berkeley	27705	\$100,000	\$101,000	\$100,000	\$108,000	\$113,000	\$115,000	\$119,000	\$118,000	\$110,000	\$114,000	\$116,000
916	Berkeley	27705	\$77,000	\$80,000	\$69,000	\$71,000	\$76,000	\$73,000	\$75,000	\$75,000	\$66,000	\$74,000	\$75,000
914	Berkeley	27705	\$83,000	\$83,000	\$82,000	\$79,000	\$81,000	\$79,000	\$83,000	\$76,000	\$74,000	\$80,000	\$85,000
912	Berkeley	27705	\$78,000	\$80,000	\$76,000	\$76,000	\$78,000	\$81,000	\$74,000	\$74,000	\$71,000	\$79,000	\$84,000

Street Mean			\$93,467	\$93,267	\$91,067	\$91,267	\$97,733	\$100,733	\$97,200	\$98,467	\$92,933	\$99,333	\$102,933
919	Broad	27705	\$70,000	\$75,000	\$73,000	\$57,000	\$68,000	\$70,000	\$70,000	\$72,000	\$72,000	\$76,000	\$77,000
903	Broad	27705	\$126,000	\$132,000	\$136,000	\$134,000	\$157,000	\$108,000	\$129,000	\$101,000	\$111,000	\$136,000	\$133,000
Street Mean			\$98,000	\$103,500	\$104,500	\$95,500	\$112,500	\$89,000	\$99,500	\$86,500	\$91,500	\$106,000	\$105,000
923	Clarendon	27705	\$78,000	\$81,000	\$80,000	\$73,000	\$75,000	\$75,000	\$72,000	\$73,000	\$72,000	\$78,000	\$81,000
915	Clarendon	27705	\$173,000	\$179,000	\$187,000	\$189,000	\$196,000	\$196,000	\$194,000	\$188,000	\$191,000	\$198,000	\$198,000
913	Clarendon	27705	\$107,000	\$110,000	\$116,000	\$119,000	\$112,000	\$128,000	\$123,000	\$121,000	\$107,000	\$119,000	\$125,000
911	Clarendon	27705	\$12,700	\$119,000	\$121,000	\$119,000	\$134,000	\$126,000	\$120,000	\$118,000	\$122,000	\$132,000	\$137,000
909	Clarendon	27705	\$96,000	\$97,000	\$102,000	\$104,000	\$108,000	\$119,000	\$119,000	\$104,000	\$101,000	\$118,000	\$118,000
907	Clarendon	27705	\$94,000	\$95,000	\$88,000	\$88,000	\$90,000	\$110,000	\$96,000	\$88,000	\$83,000	\$82,000	\$94,000
905	Clarendon	27705	\$211,000	\$202,000	\$193,000	\$219,000	\$209,000	\$260,000	\$262,000	\$213,000	\$206,000	\$223,000	\$218,000
903	Clarendon	27705	\$152,000	\$161,000	\$167,000	\$169,000	\$180,000	\$185,000	\$182,000	\$180,000	\$181,000	\$197,000	\$197,000
901	Clarendon	27705	\$152,000	\$150,000	\$157,000	\$166,000	\$173,000	\$179,000	\$175,000	\$176,000	\$170,000	\$184,000	\$186,000
920	Clarendon	27705	\$90,000	\$93,000	\$90,000	\$89,000	\$92,000	\$106,000	\$98,000	\$100,000	\$93,000	\$100,000	\$108,000
916	Clarendon	27705	\$100,000	\$106,000	\$107,000	\$108,000	\$113,000	\$130,000	\$121,000	\$118,000	\$108,000	\$124,000	\$126,000
912	Clarendon	27705	\$103,000	\$109,000	\$109,000	\$115,000	\$119,000	\$127,000	\$124,000	\$122,000	\$116,000	\$129,000	\$129,000
910	Clarendon	27705	\$93,000	\$94,000	\$88,000	\$88,000	\$102,000	\$97,000	\$93,000	\$97,000	\$86,000	\$114,000	\$116,000
908	Clarendon	27705	\$92,000	\$93,000	\$86,000	\$86,000	\$101,000	\$95,000	\$92,000	\$95,000	\$84,000	\$113,000	\$115,000
906	Clarendon	27705	\$102,000	\$98,000	\$95,000	\$92,000	\$110,000	\$102,000	\$99,000	\$101,000	\$105,000	\$121,000	\$125,000
904	Clarendon	27705	\$97,000	\$98,000	\$92,000	\$95,000	\$109,000	\$109,000	\$97,000	\$102,000	\$93,000	\$118,000	\$121,000
Street Mean			\$109,544	\$117,813	\$117,375	\$119,938	\$126,438	\$134,000	\$129,188	\$124,750	\$119,875	\$134,375	\$137,125
1010	Dacian	27701	\$329,000	\$327,000	\$351,000	\$366,000	\$366,000	\$381,000	\$379,000	\$407,000	\$371,000	\$376,000	\$381,000
1008	Dacian	27701	\$104,000	\$104,000	\$104,000	\$109,000	\$115,000	\$112,000	\$111,000	\$112,000	\$112,000	\$111,000	\$111,000
1006	Dacian	27701	\$239,000	\$263,000	\$264,000	\$265,000	\$282,000	\$277,000	\$310,000	\$302,000	\$278,000	\$317,000	\$326,000
1004	Dacian	27701	\$164,000	\$158,000	\$180,000	\$189,000	\$169,000	\$194,000	\$200,000	\$206,000	\$195,000	\$208,000	\$198,000
1002	Dacian	27701	\$158,000	\$152,000	\$176,000	\$185,000	\$172,000	\$184,000	\$190,000	\$197,000	\$181,000	\$204,000	\$195,000
1025	Dacian	27701	\$230,000	\$245,000	\$258,000	\$255,000	\$265,000	\$272,000	\$301,000	\$295,000	\$272,000	\$299,000	\$307,000
1023	Dacian	27701	\$200,000	\$208,000	\$234,000	\$220,000	\$241,000	\$233,000	\$261,000	\$257,000	\$254,000	\$257,000	\$267,000

1017	Dacian	27701	\$163,000	\$167,000	\$193,000	\$185,000	\$172,000	\$197,000	\$192,000	\$203,000	\$204,000	\$213,000	\$202,000
1015	Dacian	27701	\$281,000	\$309,000	\$314,000	\$327,000	\$334,000	\$355,000	\$340,000	\$343,000	\$330,000	\$349,000	\$359,000
1013	Dacian	27701	\$354,000	\$374,000	\$331,000	\$381,000	\$354,000	\$388,000	\$379,000	\$372,000	\$364,000	\$385,000	\$391,000
1011	Dacian	27701	\$297,000	\$319,000	\$322,000	\$345,000	\$346,000	\$363,000	\$346,000	\$357,000	\$354,000	\$361,000	\$373,000
1009	Dacian	27701	\$171,000	\$173,000	\$209,000	\$189,000	\$190,000	\$197,000	\$217,000	\$224,000	\$219,000	\$216,000	\$202,000
1007	Dacian	27701	\$196,000	\$168,000	\$202,000	\$194,000	\$172,000	\$196,000	\$207,000	\$217,000	\$207,000	\$213,000	\$207,000
1005	Dacian	27701	\$213,000	\$223,000	\$246,000	\$243,000	\$250,000	\$263,000	\$288,000	\$265,000	\$239,000	\$281,000	\$295,000
1003	Dacian	27701	\$143,000	\$133,000	\$154,000	\$149,000	\$164,000	\$165,000	\$203,000	\$174,000	\$154,000	\$175,000	\$168,000
1001	Dacian	27701	\$188,000	\$227,000	\$257,000	\$232,000	\$255,000	\$247,000	\$271,000	\$260,000	\$240,000	\$276,000	\$287,000
Street Mean			\$214,375	\$221,875	\$237,188	\$239,625	\$240,438	\$251,500	\$262,188	\$261,938	\$248,375	\$265,063	\$266,813
1026	Gloria	27701	\$414,000	\$419,000	\$418,000	\$478,000	\$445,000	\$465,000	\$474,000	\$455,000	\$439,000	\$462,000	\$454,000
1024	Gloria	27701	\$289,000	\$288,000	\$333,000	\$344,000	\$354,000	\$333,000	\$366,000	\$359,000	\$371,000	\$385,000	\$379,000
1022	Gloria	27701	\$347,000	\$365,000	\$418,000	\$446,000	\$424,000	\$400,000	\$454,000	\$467,000	\$442,000	\$447,000	\$445,000
1020	Gloria	27701	\$324,000	\$329,000	\$358,000	\$392,000	\$386,000	\$256,000	\$253,000	\$263,000	\$263,000	\$270,000	\$273,000
1018	Gloria	27701	\$433,000	\$441,000	\$461,000	\$516,000	\$519,000	\$511,000	\$515,000	\$524,000	\$520,000	\$558,000	\$561,000
1016	Gloria	27701	\$277,000	\$278,000	\$312,000	\$315,000	\$340,000	\$317,000	\$359,000	\$351,000	\$345,000	\$364,000	\$350,000
1014	Gloria	27701	\$206,000	\$224,000	\$241,000	\$257,000	\$266,000	\$246,000	\$279,000	\$283,000	\$266,000	\$286,000	\$281,000
1012	Gloria	27701	\$341,000	\$356,000	\$419,000	\$443,000	\$435,000	\$415,000	\$429,000	\$441,000	\$522,000	\$573,000	\$571,000
1010	Gloria	27701	\$432,000	\$432,000	\$458,000	\$514,000	\$509,000	\$515,000	\$537,000	\$515,000	\$500,000	\$535,000	\$536,000
1008	Gloria	27701	\$378,000	\$374,000	\$397,000	\$412,000	\$415,000	\$392,000	\$419,000	\$419,000	\$407,000	\$425,000	\$425,000
1006	Gloria	27701	\$426,000	\$431,000	\$454,000	\$488,000	\$466,000	\$498,000	\$503,000	\$499,000	\$478,000	\$530,000	\$527,000
1025	Gloria	27701	\$351,000	\$372,000	\$406,000	\$434,000	\$433,000	\$448,000	\$510,000	\$513,000	\$517,000	\$591,000	\$601,000
1023	Gloria	27701	\$389,000	\$402,000	\$421,000	\$455,000	\$454,000	\$487,000	\$553,000	\$559,000	\$538,000	\$589,000	\$602,000
1021	Gloria	27701	\$316,000	\$342,000	\$314,000	\$347,000	\$349,000	\$372,000	\$360,000	\$355,000	\$349,000	\$359,000	\$367,000
1017	Gloria	27701	\$493,000	\$514,000	\$518,000	\$573,000	\$590,000	\$573,000	\$572,000	\$589,000	\$568,000	\$615,000	\$623,000
1015	Gloria	27701	\$267,000	\$295,000	\$309,000	\$319,000	\$330,000	\$363,000	\$347,000	\$348,000	\$336,000	\$341,000	\$359,000
1013	Gloria	27701	\$555,000	\$582,000	\$602,000	\$633,000	\$655,000	\$645,000	\$636,000	\$645,000	\$623,000	\$670,000	\$675,000
1011	Gloria	27701									\$363,000	\$350,000	\$427,000
1007	Gloria	27701	\$370,000	\$414,000	\$449,000	\$475,000	\$460,000	\$434,000	\$436,000	\$463,000	\$475,000	\$491,000	\$481,000
1005	Gloria	27701	\$269,000	\$292,000	\$328,000	\$312,000	\$331,000	\$346,000	\$359,000	\$367,000	\$337,000	\$348,000	\$356,000

	1001	Gloria	27701	\$531,000	\$542,000	\$549,000	\$593,000	\$618,000	\$603,000	\$594,000	\$616,000	\$589,000	\$639,000	\$645,000
Street Mean				\$370,400	\$384,600	\$408,250	\$437,300	\$438,950	\$430,950	\$447,750	\$451,550	\$440,381	\$468,000	\$473,238
	1604	Green	27705	\$121,000	\$128,000	\$156,000	\$138,000	\$146,000	\$160,000	\$158,000	\$162,000	\$168,000	\$171,000	\$175,000
	1506	Green	27705	\$91,000	\$91,000	\$90,000	\$95,000	\$93,000	\$103,000	\$97,000	\$90,000	\$86,000	\$87,000	\$98,000
	1502	Green	27705	\$132,000	\$135,000	\$132,000	\$134,000	\$154,000	\$152,000	\$143,000	\$148,000	\$145,000	\$168,000	\$165,000
	1500	Green	27705	\$144,000	\$149,000	\$163,000	\$162,000	\$162,000	\$175,000	\$168,000	\$180,000	\$174,000	\$185,000	\$176,000
	1410	Green	27705	\$169,000	\$167,000	\$185,000	\$184,000	\$185,000	\$197,000	\$201,000	\$207,000	\$208,000	\$206,000	\$200,000
	1406	Green	27705	\$122,000	\$127,000	\$133,000	\$133,000	\$145,000	\$162,000	\$151,000	\$157,000	\$164,000	\$166,000	\$157,000
	1310	Green	27705	\$125,000	\$133,000	\$142,000	\$131,000	\$143,000	\$157,000	\$156,000	\$161,000	\$159,000	\$164,000	\$159,000
	1308	Green	27705	\$115,000	\$116,000	\$127,000	\$129,000	\$136,000	\$137,000	\$136,000	\$136,000	\$132,000	\$129,000	\$130,000
	1306	Green	27705	\$160,000	\$166,000	\$177,000	\$181,000	\$185,000	\$199,000	\$201,000	\$212,000	\$205,000	\$205,000	\$204,000
	1302	Green	27705	\$134,000	\$137,000	\$139,000	\$148,000	\$149,000	\$167,000	\$157,000	\$171,000	\$168,000	\$172,000	\$168,000
	1300	Green	27705	\$146,000	\$142,000	\$152,000	\$159,000	\$160,000	\$170,000	\$164,000	\$168,000	\$166,000	\$187,000	\$185,000
	1206	Green	27701	\$77,000	\$76,000	\$76,000	\$76,000	\$80,000	\$85,000	\$80,000	\$74,000	\$79,000	\$93,000	\$93,000
	1204	Green	27701	\$102,000	\$103,000	\$112,000	\$112,000	\$115,000	\$126,000	\$114,000	\$101,000	\$110,000	\$117,000	\$120,000
Street Mean				\$126,000	\$128,462	\$137,231	\$137,077	\$142,538	\$153,077	\$148,154	\$151,308	\$151,077	\$157,692	\$156,154
	813	Iredell	27705	\$87,000	\$90,000	\$85,000	\$90,000	\$91,000	\$94,000	\$90,000	\$87,000	\$78,000	\$87,000	\$92,000
	815	Iredell	27705	\$228,000	\$224,000	\$246,000	\$274,000	\$313,000	\$132,000	\$128,000	\$127,000	\$117,000	\$132,000	\$133,000
	817	Iredell	27705	\$88,000	\$87,000	\$90,000	\$90,000	\$93,000	\$90,000	\$101,000	\$88,000	\$80,000	\$100,000	\$99,000
	819	Iredell	27705	\$81,000	\$83,000	\$83,000	\$83,000	\$81,000	\$86,000	\$86,000	\$77,000	\$76,000	\$83,000	\$90,000
	821	Iredell	27705	\$130,000	\$137,000	\$133,000	\$141,000	\$141,000	\$155,000	\$147,000	\$153,000	\$148,000	\$158,000	\$152,000
	903	Iredell	27705	\$98,000	\$96,000	\$94,000	\$99,000	\$110,000	\$110,000	\$107,000	\$106,000	\$100,000	\$102,000	\$105,000
	905	Iredell	27705	\$116,000	\$109,000	\$108,000	\$110,000	\$127,000	\$119,000	\$121,000	\$110,000	\$109,000	\$132,000	\$136,000
	907	Iredell	27705	\$115,000	\$113,000	\$109,000	\$110,000	\$126,000	\$121,000	\$122,000	\$115,000	\$111,000	\$136,000	\$140,000
	909	Iredell	27705	\$94,000	\$95,000	\$95,000	\$98,000	\$101,000	\$122,000	\$117,000	\$120,000	\$107,000	\$120,000	\$117,000
	911	Iredell	27705	\$102,000	\$113,000	\$119,000	\$110,000	\$113,000	\$132,000	\$123,000	\$108,000	\$102,000	\$117,000	\$120,000
	913	Iredell	27705	\$123,000	\$130,000	\$137,000	\$133,000	\$143,000	\$146,000	\$149,000	\$145,000	\$147,000	\$142,000	\$142,000
	917	Iredell	27705	\$122,000	\$117,000	\$119,000	\$115,000	\$134,000	\$126,000	\$130,000	\$123,000	\$115,000	\$143,000	\$142,000
	919	Iredell	27705	\$97,000	\$92,000	\$90,000	\$92,000	\$107,000	\$108,000	\$104,000	\$101,000	\$99,000	\$113,000	\$117,000

921	Iredell	27705	\$169,000	\$180,000	\$196,000	\$205,000	\$213,000	\$206,000	\$212,000	\$227,000	\$228,000	\$235,000	\$231,000
923	Iredell	27705	\$116,000	\$107,000	\$109,000	\$113,000	\$126,000	\$117,000	\$120,000	\$107,000	\$111,000	\$133,000	\$137,000
916	Iredell	27705	\$126,000	\$128,000	\$131,000	\$125,000	\$142,000	\$141,000	\$148,000	\$139,000	\$140,000	\$159,000	\$156,000
914	Iredell	27705	\$118,000	\$124,000	\$130,000	\$127,000	\$134,000	\$138,000	\$140,000	\$138,000	\$146,000	\$141,000	\$139,000
912	Iredell	27705	\$138,000	\$143,000	\$156,000	\$157,000	\$160,000	\$173,000	\$175,000	\$182,000	\$173,000	\$177,000	\$173,000
910	Iredell	27705	\$120,000	\$115,000	\$133,000	\$132,000	\$137,000	\$136,000	\$144,000	\$128,000	\$135,000	\$139,000	\$135,000
908	Iredell	27705	\$152,000	\$147,000	\$156,000	\$165,000	\$169,000	\$171,000	\$178,000	\$160,000	\$162,000	\$189,000	\$191,000
902	Iredell	27705	\$173,000	\$179,000	\$187,000	\$189,000	\$196,000	\$196,000	\$194,000	\$188,000	\$191,000	\$198,000	\$198,000
900	Iredell	27705	\$118,000	\$121,000	\$136,000	\$134,000	\$139,000	\$134,000	\$145,000	\$144,000	\$147,000	\$144,000	\$142,000
1806	Iredell	27705	\$140,000	\$154,000	\$172,000	\$173,000	\$165,000	\$177,000	\$184,000	\$182,000	\$176,000	\$189,000	\$186,000
Street Mean			\$123,957	\$125,391	\$131,043	\$133,261	\$141,783	\$136,087	\$137,609	\$132,826	\$130,348	\$142,130	\$142,304
1000	Lamond	27701	\$403,000	\$418,000	\$430,000	\$485,000	\$497,000	\$505,000	\$523,000	\$490,000	\$463,000	\$498,000	\$497,000
1002	Lamond	27701	\$197,000	\$208,000	\$189,000	\$207,000	\$202,000	\$216,000	\$214,000	\$223,000	\$230,000	\$226,000	\$223,000
1008	Lamond	27701	\$270,000	\$278,000	\$288,000	\$292,000	\$311,000	\$340,000	\$403,000	\$409,000	\$366,000	\$493,000	\$504,000
1010	Lamond	27701			\$432,000	\$458,000	\$457,000	\$484,000	\$499,000	\$490,000	\$481,000	\$472,000	\$477,000
Street Mean			\$290,000	\$301,333	\$334,750	\$360,500	\$366,750	\$386,250	\$409,750	\$403,000	\$385,000	\$422,250	\$425,250
923	Lancaster	27701	\$91,000	\$104,000	\$100,000	\$108,000	\$112,000	\$127,000	\$121,000	\$119,000	\$113,000	\$123,000	\$124,000
921	Lancaster	27701	\$135,000	\$134,000	\$129,000	\$133,000	\$144,000	\$148,000	\$155,000	\$157,000	\$147,000	\$151,000	\$156,000
919	Lancaster	27701	\$114,000	\$114,000	\$113,000	\$116,000	\$126,000	\$131,000	\$128,000	\$129,000	\$127,000	\$132,000	\$132,000
917	Lancaster	27701	\$121,000	\$113,000	\$112,000	\$115,000	\$120,000	\$127,000	\$122,000	\$125,000	\$120,000	\$132,000	\$130,000
915	Lancaster	27701	\$81,000	\$90,000	\$85,000	\$82,000	\$86,000	\$94,000	\$93,000	\$97,000	\$82,000	\$87,000	\$92,000
913	Lancaster	27701	\$117,000	\$105,000	\$115,000	\$110,000	\$120,000	\$128,000	\$131,000	\$129,000	\$127,000	\$127,000	\$128,000
911	Lancaster	27701	\$86,000	\$92,000	\$85,000	\$91,000	\$96,000	\$95,000	\$98,000	\$97,000	\$87,000	\$101,000	\$102,000
909	Lancaster	27701	\$91,000	\$90,000	\$83,000	\$77,000	\$84,000	\$101,000	\$93,000	\$81,000	\$83,000	\$88,000	\$91,000
907	Lancaster	27701	\$80,000	\$81,000	\$84,000	\$76,000	\$81,000	\$86,000	\$85,000	\$75,000	\$79,000	\$84,000	\$87,000
905	Lancaster	27701	\$107,000	\$105,000	\$98,000	\$96,000	\$109,000	\$119,000	\$110,000	\$106,000	\$108,000	\$115,000	\$115,000
922	Lancaster	27701	\$82,000	\$85,000	\$84,000	\$80,000	\$79,000	\$90,000	\$87,000	\$78,000	\$84,000	\$79,000	\$83,000
920	Lancaster	27701	\$82,000	\$87,000	\$81,000	\$81,000	\$84,000	\$90,000	\$78,000	\$84,000	\$80,000	\$95,000	\$92,000
918	Lancaster	27701	\$88,000	\$92,000	\$89,000	\$87,000	\$94,000	\$97,000	\$88,000	\$94,000	\$82,000	\$103,000	\$102,000

916	Lancaster	27701	\$119,000	\$109,000	\$110,000	\$107,000	\$121,000	\$133,000	\$129,000	\$128,000	\$121,000	\$134,000	\$132,000
914	Lancaster	27701	\$93,000	\$95,000	\$94,000	\$96,000	\$84,000	\$111,000	\$98,000	\$98,000	\$96,000	\$108,000	\$107,000
912	Lancaster	27701	\$100,000	\$104,000	\$97,000	\$107,000	\$119,000	\$124,000	\$120,000	\$127,000	\$120,000	\$122,000	\$117,000
910	Lancaster	27701	\$111,000	\$106,000	\$104,000	\$107,000	\$121,000	\$123,000	\$127,000	\$132,000	\$122,000	\$119,000	\$123,000
908	Lancaster	27701	\$112,000	\$112,000	\$115,000	\$123,000	\$128,000	\$128,000	\$125,000	\$121,000	\$124,000	\$115,000	\$113,000
906	Lancaster	27701	\$64,000	\$74,000	\$71,000	\$68,000	\$72,000	\$79,000	\$68,000	\$64,000	\$69,000	\$75,000	\$78,000
Street Mean			\$98,632	\$99,579	\$97,316	\$97,895	\$104,211	\$112,158	\$108,211	\$107,421	\$103,737	\$110,000	\$110,737

1026	Minerva	27701	\$268,000	\$278,000	\$317,000	\$308,000	\$322,000	\$339,000	\$337,000	\$333,000	\$350,000	\$371,000	\$369,000
1024	Minerva	27701								\$358,000	\$338,000	\$373,000	\$368,000
1022	Minerva	27701	\$213,000	\$208,000	\$247,000	\$252,000	\$260,000	\$245,000	\$380,000	\$316,000	\$259,000	\$279,000	\$278,000
1020	Minerva	27701	\$278,000	\$283,000	\$327,000	\$331,000	\$341,000	\$337,000	\$361,000	\$351,000	\$365,000	\$386,000	\$389,000
1018	Minerva	27701	\$240,000	\$242,000	\$260,000	\$268,000	\$290,000	\$273,000	\$311,000	\$307,000	\$275,000	\$298,000	\$307,000
1016	Minerva	27701	\$302,000	\$319,000	\$373,000	\$368,000	\$351,000	\$330,000	\$339,000	\$328,000	\$338,000	\$363,000	\$369,000
1014	Minerva	27701	\$322,000	\$349,000	\$408,000	\$415,000	\$394,000	\$409,000	\$378,000	\$542,000	\$529,000	\$573,000	\$569,000
1012	Minerva	27701	\$209,000	\$211,000	\$217,000	\$216,000	\$234,000	\$221,000	\$236,000	\$244,000	\$225,000	\$246,000	\$249,000
1010	Minerva	27701	\$203,000	\$197,000	\$259,000	\$237,000	\$258,000	\$240,000	\$270,000	\$274,000	\$249,000	\$266,000	\$266,000
1008	Minerva	27701	\$236,000	\$296,000	\$280,000	\$275,000	\$292,000	\$293,000	\$335,000	\$312,000	\$292,000	\$349,000	\$361,000
1006	Minerva	27701			\$331,000	\$329,000	\$320,000	\$328,000	\$325,000	\$327,000	\$332,000	\$334,000	\$337,000
1004	Minerva	27701	\$249,000	\$297,000	\$307,000	\$286,000	\$313,000	\$317,000	\$352,000	\$335,000	\$300,000	\$345,000	\$363,000
1002	Minerva	27701	\$156,000	\$156,000	\$161,000	\$156,000	\$169,000	\$179,000	\$185,000	\$200,000	\$179,000	\$192,000	\$181,000
1019	Minerva	27701	\$321,000	\$320,000	\$364,000	\$384,000	\$380,000	\$384,000	\$412,000	\$406,000	\$404,000	\$409,000	\$402,000
1015	Minerva	27701	\$780,000	\$819,000	\$847,000	\$878,000	\$900,000	\$887,000	\$874,000	\$883,000	\$854,000	\$918,000	\$924,000
1011	Minerva	27701	\$197,000	\$187,000	\$229,000	\$214,000	\$244,000	\$235,000	\$263,000	\$257,000	\$248,000	\$258,000	\$259,000
1009	Minerva	27701	\$236,000	\$268,000	\$300,000	\$280,000	\$308,000	\$306,000	\$330,000	\$328,000	\$312,000	\$349,000	\$357,000
1007	Minerva	27701	\$248,000	\$273,000	\$305,000	\$304,000	\$310,000	\$336,000	\$346,000	\$336,000	\$319,000	\$353,000	\$363,000
1005	Minerva	27701	\$430,000	\$462,000	\$457,000	\$501,000	\$501,000	\$517,000	\$517,000	\$516,000	\$494,000	\$545,000	\$541,000
Street Mean			\$287,529	\$303,824	\$332,722	\$333,444	\$343,722	\$343,111	\$363,944	\$365,947	\$350,632	\$379,316	\$381,684

1002	Monmouth	27701	\$190,000	\$185,000	\$236,000	\$227,000	\$241,000	\$237,000	\$268,000	\$270,000	\$243,000	\$245,000	\$259,000
1004	Monmouth	27701	\$216,000	\$222,000	\$260,000	\$258,000	\$264,000	\$255,000	\$300,000	\$306,000	\$265,000	\$281,000	\$283,000

1006	Monmouth	27701	\$271,000	\$319,000	\$353,000	\$365,000	\$355,000	\$368,000	\$362,000	\$361,000	\$355,000	\$372,000	\$381,000
1008	Monmouth	27701	\$285,000	\$314,000	\$350,000	\$366,000	\$366,000	\$369,000	\$371,000	\$371,000	\$365,000	\$389,000	\$396,000
1010	Monmouth	27701	\$265,000	\$275,000	\$322,000	\$321,000	\$326,000	\$336,000	\$341,000	\$339,000	\$335,000	\$351,000	\$358,000
1012	Monmouth	27701	\$286,000	\$396,000	\$406,000	\$455,000	\$428,000	\$496,000	\$478,000	\$474,000	\$428,000	\$423,000	\$426,000
1014	Monmouth	27701	\$289,000	\$313,000	\$348,000	\$363,000	\$359,000	\$377,000	\$370,000	\$364,000	\$367,000	\$380,000	\$391,000
1016	Monmouth	27701	\$250,000	\$256,000	\$255,000	\$279,000	\$290,000	\$288,000	\$292,000	\$280,000	\$266,000	\$290,000	\$301,000
1018	Monmouth	27701	\$387,000	\$412,000	\$423,000	\$483,000	\$441,000	\$425,000	\$446,000	\$485,000	\$453,000	\$436,000	\$449,000
1020	Monmouth	27701	\$357,000	\$367,000	\$459,000	\$488,000	\$443,000	\$417,000	\$439,000	\$455,000	\$480,000	\$505,000	\$498,000
1022	Monmouth	27701	\$384,000	\$382,000	\$367,000	\$42,000	\$418,000	\$428,000	\$440,000	\$601,000	\$594,000	\$623,000	\$623,000
1024	Monmouth	27701	\$300,000	\$326,000	\$350,000	\$358,000	\$372,000	\$360,000	\$371,000	\$386,000	\$393,000	\$390,000	\$392,000
1026	Monmouth	27701	\$260,000	\$293,000	\$334,000	\$315,000	\$339,000	\$358,000	\$356,000	\$347,000	\$348,000	\$368,000	\$377,000
1023	Monmouth	27701	\$235,000	\$240,000	\$267,000	\$275,000	\$293,000	\$268,000	\$311,000	\$308,000	\$274,000	\$303,000	\$304,000
1021	Monmouth	27701	\$237,000	\$254,000	\$291,000	\$285,000	\$295,000	\$317,000	\$328,000	\$325,000	\$319,000	\$338,000	\$348,000
1017	Monmouth	27701	\$280,000	\$297,000	\$329,000	\$334,000	\$346,000	\$358,000	\$362,000	\$351,000	\$353,000	\$378,000	\$387,000
1015	Monmouth	27701	\$464,000	\$491,000	\$492,000	\$556,000	\$568,000	\$561,000	\$556,000	\$563,000	\$547,000	\$589,000	\$594,000
1013	Monmouth	27701	\$429,000	\$446,000	\$458,000	\$519,000	\$514,000	\$515,000	\$537,000	\$510,000	\$500,000	\$529,000	\$524,000
1011	Monmouth	27701	\$281,000	\$294,000	\$334,000	\$336,000	\$339,000	\$352,000	\$397,000	\$395,000	\$395,000	\$371,000	\$377,000
1009	Monmouth	27701	\$217,000	\$231,000	\$267,000	\$271,000	\$273,000	\$269,000	\$284,000	\$279,000	\$272,000	\$293,000	\$289,000
1007	Monmouth	27701	\$206,000	\$222,000	\$248,000	\$247,000	\$265,000	\$251,000	\$285,000	\$279,000	\$261,000	\$289,000	\$285,000
1005	Monmouth	27701	\$297,000	\$312,000	\$352,000	\$365,000	\$356,000	\$362,000	\$372,000	\$378,000	\$373,000	\$382,000	\$385,000
1003	Monmouth	27701	\$220,000	\$222,000	\$263,000	\$256,000	\$267,000	\$256,000	\$292,000	\$294,000	\$254,000	\$285,000	\$289,000
1001	Monmouth	27701	\$180,000	\$181,000	\$236,000	\$223,000	\$244,000	\$234,000	\$261,000	\$257,000	\$24,000	\$259,000	\$260,000
Street Mean			\$282,750	\$302,083	\$333,333	\$332,792	\$350,083	\$352,375	\$367,458	\$374,083	\$352,667	\$377,875	\$382,333
923	N Buchanan	27701	\$158,000	\$156,000	\$168,000	\$180,000	\$167,000	\$190,000	\$189,000	\$193,000	\$193,000	\$193,000	\$188,000
921	N Buchanan	27701	\$182,000	\$181,000	\$180,000	\$214,000	\$234,000	\$222,000	\$252,000	\$255,000	\$235,000	\$244,000	\$245,000
919	N Buchanan	27701	\$132,000	\$121,000	\$132,000	\$132,000	\$146,000	\$143,000	\$147,000	\$149,000	\$150,000	\$139,000	\$131,000
917	N Buchanan	27701	\$132,000	\$135,000	\$157,000	\$144,000	\$154,000	\$163,000	\$163,000	\$173,000	\$163,000	\$182,000	\$160,000
915	N Buchanan	27701	\$139,000	\$129,000	\$144,000	\$141,000	\$155,000	\$155,000	\$140,000	\$144,000	\$138,000	\$160,000	\$155,000
913	N Buchanan	27701	\$135,000	\$132,000	\$171,000	\$140,000	\$151,000	\$156,000	\$161,000	\$168,000	\$165,000	\$150,000	\$149,000
911	N Buchanan	27701	\$98,000	\$98,000	\$92,000	\$98,000	\$105,000	\$109,000	\$110,000	\$119,000	\$112,000	\$109,000	\$102,000

909	N Buchanan	27701	\$174,000	\$180,000	\$193,000	\$203,000	\$210,000	\$212,000	\$227,000	\$232,000	\$231,000	\$231,000	\$227,000
907	N Buchanan	27701	\$103,000	\$96,000	\$100,000	\$107,000	\$108,000	\$124,000	\$109,000	\$102,000	\$103,000	\$107,000	\$108,000
905	N Buchanan	27701	\$114,000	\$109,000	\$118,000	\$131,000	\$135,000	\$132,000	\$136,000	\$131,000	\$135,000	\$123,000	\$119,000
903	N Buchanan	27701	\$97,000	\$94,000	\$98,000	\$105,000	\$109,000	\$114,000	\$107,000	\$104,000	\$105,000	\$106,000	\$108,000
901	N Buchanan	27701	\$85,000	\$85,000	\$85,000	\$87,000	\$90,000	\$98,000	\$93,000	\$82,000	\$87,000	\$94,000	\$94,000
Street Mean			\$129,083	\$126,333	\$136,500	\$140,167	\$147,000	\$151,500	\$152,833	\$154,333	\$151,417	\$153,167	\$148,833
911	N Gregson	27701	\$409,000	\$416,000	\$418,000	\$478,000	\$431,000	\$429,000	\$341,000	\$414,000	\$407,000	\$430,000	\$420,000
909	N Gregson	27701	\$403,000	\$434,000	\$425,000	\$501,000	\$445,000	\$490,000	\$433,000	\$450,000	\$432,000	\$504,000	\$487,000
907	N Gregson	27701	\$226,000	\$252,000	\$257,000	\$247,000	\$259,000	\$271,000	\$299,000	\$284,000	\$252,000	\$299,000	\$310,000
905	N Gregson	27701	\$193,000	\$199,000	\$215,000	\$204,000	\$207,000	\$223,000	\$237,000	\$234,000	\$210,000	\$232,000	\$243,000
505	N Gregson	27701	\$136,000	\$131,000	\$126,000	\$127,000	\$136,000	\$140,000	\$150,000	\$161,000	\$146,000	\$159,000	\$167,000
411	N Gregson	27701	\$177,000	\$180,000	\$226,000	\$198,000	\$233,000	\$220,000	\$232,000	\$240,000	\$225,000	\$234,000	\$232,000
409	N Gregson	27701	\$167,000	\$166,000	\$191,000	\$177,000	\$202,000	\$191,000	\$186,000	\$200,000	\$194,000	\$197,000	\$200,000
405	N Gregson	27701	\$126,000	\$125,000	\$132,000	\$157,000	\$144,000	\$162,000	\$144,000	\$152,000	\$160,000	\$158,000	\$150,000
401	N Gregson	27701	\$140,000	\$132,000	\$153,000	\$172,000	\$157,000	\$175,000	\$165,000	\$168,000	\$169,000	\$166,000	\$163,000
403	N Gregson	27701	\$258,000	\$275,000	\$286,000	\$316,000	\$296,000	\$329,000	\$315,000	\$307,000	\$290,000	\$325,000	\$337,000
311	N Gregson	27701	\$203,000	\$218,000	\$220,000	\$249,000	\$264,000	\$230,000	\$261,000	\$259,000	\$251,000	\$256,000	\$246,000
Street Mean			\$221,636	\$229,818	\$240,818	\$256,909	\$252,182	\$260,000	\$251,182	\$260,818	\$248,727	\$269,091	\$268,636
923	Onslow	27705	\$74,000	\$76,000	\$68,000	\$66,000	\$71,000	\$77,000	\$72,000	\$75,000	\$67,000	\$75,000	\$80,000
915	Onslow	27705	\$99,000	\$105,000	\$110,000	\$115,000	\$112,000	\$116,000	\$110,000	\$100,000	\$102,000	\$108,000	\$108,000
913	Onslow	27705	\$91,000	\$91,000	\$74,000	\$91,000	\$98,000	\$97,000	\$104,000	\$99,000	\$85,000	\$97,000	\$97,000
911	Onslow	27705	\$94,000	\$97,000	\$88,000	\$95,000	\$93,000	\$117,000	\$101,000	\$92,000	\$87,000	\$90,000	\$100,000
909	Onslow	27705	\$114,000	\$109,000	\$120,000	\$115,000	\$121,000	\$127,000	\$129,000	\$129,000	\$127,000	\$128,000	\$127,000
907	Onslow	27705	\$107,000	\$107,000	\$100,000	\$104,000	\$105,000	\$106,000	\$96,000	\$97,000	\$90,000	\$90,000	\$99,000
905	Onslow	27705	\$85,000	\$84,000	\$79,000	\$79,000	\$97,000	\$93,000	\$83,000	\$88,000	\$83,000	\$96,000	\$97,000
903	Onslow	27705	\$160,000	\$164,000	\$151,000	\$165,000	\$167,000	\$172,000	\$169,000	\$176,000	\$164,000	\$186,000	\$185,000
901	Onslow	27705	\$108,000	\$103,000	\$105,000	\$98,000	\$116,000	\$117,000	\$106,000	\$103,000	\$111,000	\$117,000	\$122,000
922	Onslow	27705	\$118,000	\$120,000	\$117,000	\$133,000	\$135,000	\$136,000	\$133,000	\$137,000	\$147,000	\$142,000	\$137,000
920	Onslow	27705	\$112,000	\$107,000	\$110,000	\$109,000	\$124,000	\$128,000	\$120,000	\$121,000	\$122,000	\$134,000	\$134,000

918	Onslow	27705	\$98,000	\$101,000	\$103,000	\$107,000	\$102,000	\$111,000	\$110,000	\$97,000	\$94,000	\$98,000	\$102,000
916	Onslow	27705	\$124,000	\$115,000	\$120,000	\$116,000	\$132,000	\$126,000	\$124,000	\$122,000	\$117,000	\$135,000	\$136,000
914	Onslow	27705	\$97,000	\$95,000	\$90,000	\$92,000	\$103,000	\$107,000	\$92,000	\$91,000	\$89,000	\$112,000	\$116,000
912	Onslow	27705	\$67,000	\$72,000	\$58,000	\$60,000	\$61,000	\$70,000	\$63,000	\$64,000	\$65,000	\$69,000	\$70,000
910	Onslow	27705	\$78,000	\$77,000	\$77,000	\$77,000	\$73,000	\$75,000	\$74,000	\$74,000	\$69,000	\$75,000	\$80,000
906	Onslow	27705	\$116,000	\$118,000	\$121,000	\$137,000	\$128,000	\$134,000	\$136,000	\$139,000	\$153,000	\$145,000	\$136,000
Street Mean			\$102,471	\$102,412	\$99,471	\$103,471	\$108,118	\$112,294	\$107,176	\$106,118	\$104,235	\$111,588	\$113,294
923	Sedgefield	27705	\$101,000	\$102,000	\$106,000	\$110,000	\$110,000	\$122,000	\$109,000	\$113,000	\$102,000	\$115,000	\$119,000
921	Sedgefield	27705	\$94,000	\$98,000	\$94,000	\$92,000	\$93,000	\$114,000	\$94,000	\$104,000	\$92,000	\$100,000	\$107,000
919	Sedgefield	27705	\$173,000	\$179,000	\$187,000	\$189,000	\$196,000	\$196,000	\$194,000	\$188,000	\$191,000	\$198,000	\$198,000
917	Sedgefield	27705	\$89,000	\$93,000	\$91,000	\$92,000	\$91,000	\$103,000	\$93,000	\$93,000	\$89,000	\$88,000	\$86,000
915	Sedgefield	27705	\$72,000	\$78,000	\$70,000	\$62,000	\$64,000	\$71,000	\$76,000	\$72,000	\$67,000	\$69,000	\$73,000
913	Sedgefield	27705	\$98,000	\$98,000	\$108,000	\$108,000	\$107,000	\$113,000	\$108,000	\$113,000	\$115,000	\$113,000	\$114,000
911	Sedgefield	27705	\$78,000	\$83,000	\$73,000	\$74,000	\$78,000	\$87,000	\$81,000	\$70,000	\$68,000	\$78,000	\$81,000
909	Sedgefield	27705	\$98,000	\$100,000	\$81,000	\$89,000	\$91,000	\$103,000	\$96,000	\$88,000	\$87,000	\$86,000	\$97,000
907	Sedgefield	27705	\$120,000	\$107,000	\$112,000	\$108,000	\$125,000	\$122,000	\$118,000	\$114,000	\$115,000	\$134,000	\$137,000
905	Sedgefield	27705	\$96,000	\$97,000	\$93,000	\$97,000	\$104,000	\$117,000	\$108,000	\$110,000	\$92,000	\$101,000	\$108,000
901	Sedgefield	27705	\$177,000	\$185,000	\$186,000	\$227,000	\$258,000	\$147,000	\$132,000	\$131,000	\$149,000	\$150,000	\$125,000
920	Sedgefield	27705	\$100,000	\$106,000	\$106,000	\$106,000	\$110,000	\$131,000	\$122,000	\$124,000	\$116,000	\$124,000	\$129,000
918	Sedgefield	27705	\$82,000	\$83,000	\$89,000	\$75,000	\$78,000	\$80,000	\$84,000	\$78,000	\$72,000	\$80,000	\$84,000
916	Sedgefield	27705	\$117,000	\$119,000	\$117,000	\$118,000	\$130,000	\$126,000	\$128,000	\$126,000	\$132,000	\$127,000	\$127,000
912	Sedgefield	27705	\$103,000	\$103,000	\$108,000	\$105,000	\$102,000	\$111,000	\$113,000	\$108,000	\$104,000	\$105,000	\$110,000
910	Sedgefield	27705	\$88,000	\$86,000	\$81,000	\$81,000	\$84,000	\$92,000	\$90,000	\$78,000	\$86,000	\$85,000	\$94,000
908	Sedgefield	27705	\$78,000	\$79,000	\$69,000	\$67,000	\$78,000	\$76,000	\$77,000	\$77,000	\$67,000	\$78,000	\$80,000
906	Sedgefield	27705	\$97,000	\$97,000	\$89,000	\$81,000	\$88,000	\$103,000	\$101,000	\$87,000	\$84,000	\$85,000	\$93,000
904	Sedgefield	27705	\$92,000	\$93,000	\$87,000	\$80,000	\$82,000	\$134,000	\$89,000	\$84,000	\$78,000	\$85,000	\$90,000
902	Sedgefield	27705	\$117,000	\$112,000	\$117,000	\$112,000	\$119,000	\$128,000	\$128,000	\$129,000	\$124,000	\$128,000	\$126,000
Street Mean			\$103,500	\$104,900	\$103,200	\$103,650	\$109,400	\$113,800	\$107,050	\$104,350	\$101,500	\$106,450	\$108,900
1002	Urban	27701	\$253,000	\$279,000	\$323,000	\$324,000	\$313,000	\$332,000	\$350,000	\$326,000	\$315,000	\$343,000	\$349,000

1004	Urban	27701	\$215,000	\$219,000	\$248,000	\$253,000	\$272,000	\$248,000	\$285,000	\$275,000	\$243,000	\$282,000	\$286,000
1006	Urban	27701	\$233,000	\$246,000	\$262,000	\$266,000	\$289,000	\$270,000	\$309,000	\$291,000	\$262,000	\$295,000	\$305,000
1008	Urban	27701	\$342,000	\$334,000	\$403,000	\$418,000	\$375,000	\$370,000	\$385,000	\$407,000	\$380,000	\$385,000	\$392,000
1010	Urban	27701	\$342,000	\$372,000	\$338,000	\$368,000	\$364,000	\$376,000	\$374,000	\$396,000	\$354,000	\$373,000	\$381,000
1012	Urban	27701	\$229,000	\$254,000	\$265,000	\$271,000	\$299,000	\$283,000	\$317,000	\$302,000	\$272,000	\$318,000	\$321,000
1016	Urban	27701	\$233,000	\$250,000	\$259,000	\$256,000	\$266,000	\$330,000	\$308,000	\$286,000	\$263,000	\$302,000	\$313,000
1020	Urban	27701	\$408,000	\$416,000	\$417,000	\$474,000	\$442,000	\$440,000	\$462,000	\$473,000	\$439,000	\$452,000	\$456,000
1001	Urban	27701	\$158,000	\$152,000	\$175,000	\$185,000	\$171,000	\$183,000	\$188,000	\$196,000	\$182,000	\$201,000	\$189,000
1003	Urban	27701	\$159,000	\$153,000	\$175,000	\$185,000	\$170,000	\$185,000	\$192,000	\$197,000	\$186,000	\$203,000	\$192,000
1005	Urban	27701							\$280,000	\$262,000	\$249,000	\$285,000	\$291,000
1007	Urban	27701	\$251,000	\$276,000	\$274,000	\$278,000	\$306,000	\$305,000	\$316,000	\$315,000	\$295,000	\$322,000	\$323,000
1009	Urban	27701	\$208,000	\$203,000	\$226,000	\$216,000	\$245,000	\$231,000	\$261,000	\$254,000	\$232,000	\$257,000	\$266,000
Street Mean			\$252,583	\$262,833	\$280,417	\$291,167	\$292,667	\$296,083	\$309,769	\$306,154	\$282,462	\$309,077	\$312,615

1705	W Knox	27705	\$102,000	\$108,000	\$111,000	\$113,000	\$121,000	\$115,000	\$119,000	\$123,000	\$111,000	\$121,000	\$121,000
1703	W Knox	27705	\$84,000	\$91,000	\$82,000	\$78,000	\$81,000	\$90,000	\$92,000	\$79,000	\$73,000	\$80,000	\$84,000
1609	W Knox	27705	\$108,000	\$106,000	\$104,000	\$104,000	\$120,000	\$110,000	\$107,000	\$110,000	\$104,000	\$124,000	\$126,000
1509	W Knox	27705	\$77,000	\$81,000	\$81,000	\$74,000	\$77,000	\$71,000	\$72,000	\$76,000	\$74,000	\$77,000	\$83,000
1507	W Knox	27705	\$118,000	\$123,000	\$122,000	\$121,000	\$134,000	\$139,000	\$140,000	\$142,000	\$139,000	\$135,000	\$136,000
1505	W Knox	27705	\$89,000	\$92,000	\$90,000	\$90,000	\$106,000	\$96,000	\$87,000	\$100,000	\$94,000	\$108,000	\$110,000
Street Mean			\$96,333	\$100,167	\$98,333	\$96,667	\$106,500	\$103,500	\$102,833	\$105,000	\$99,167	\$107,500	\$110,000

1900	W Markham	27705	\$480,000	\$472,000	\$510,000	\$552,000	\$552,000	\$532,000	\$516,000	\$498,000	\$480,000	\$544,000	\$536,000
1025	W Markham	27701	\$162,000	\$166,000	\$186,000	\$189,000	\$184,000	\$200,000	\$193,000	\$207,000	\$204,000	\$204,000	\$203,000
1023	W Markham	27701	\$249,000	\$277,000	\$312,000	\$299,000	\$313,000	\$342,000	\$346,000	\$328,000	\$324,000	\$360,000	\$370,000
1021	W Markham	27701	\$294,000	\$320,000	\$344,000	\$353,000	\$346,000	\$368,000	\$354,000	\$360,000	\$366,000	\$365,000	\$370,000
1019	W Markham	27701	\$281,000	\$287,000	\$339,000	\$320,000	\$336,000	\$355,000	\$345,000	\$352,000	\$343,000	\$354,000	\$362,000
1017	W Markham	27701	\$240,000	\$267,000	\$286,000	\$276,000	\$288,000	\$305,000	\$339,000	\$320,000	\$296,000	\$330,000	\$339,000
1015	W Markham	27701	\$350,000	\$377,000	\$417,000	\$434,000	\$393,000	\$390,000	\$398,000	\$435,000	\$414,000	\$428,000	\$433,000
1009	W Markham	27701	\$284,000	\$303,000	\$345,000	\$336,000	\$343,000	\$353,000	\$348,000	\$345,000	\$342,000	\$356,000	\$364,000
1007	W Markham	27701	\$277,000	\$305,000	\$305,000	\$291,000	\$319,000	\$338,000	\$347,000	\$343,000	\$312,000	\$343,000	\$358,000

Street Mean			\$290,778	\$308,222	\$338,222	\$338,889	\$341,556	\$353,667	\$354,000	\$354,222	\$342,333	\$364,889	\$370,556
1002	W Trinity	27701	\$140,000	\$127,000	\$139,000	\$141,000	\$146,000	\$153,000	\$161,000	\$164,000	\$152,000	\$151,000	\$155,000
1004	W Trinity	27701	\$278,000	\$310,000	\$339,000	\$350,000	\$354,000	\$358,000	\$368,000	\$367,000	\$355,000	\$389,000	\$393,000
1006	W Trinity	27701	\$355,000	\$384,000	\$429,000	\$457,000	\$431,000	\$412,000	\$405,000	\$449,000	\$439,000	\$461,000	\$475,000
1008	W Trinity	27701	\$225,000	\$249,000	\$271,000	\$264,000	\$282,000	\$278,000	\$306,000	\$308,000	\$277,000	\$309,000	\$317,000
1010	W Trinity	27701		\$401,000	\$431,000	\$563,000	\$559,000	\$544,000	\$539,000	\$530,000	\$514,000	\$538,000	\$534,000
1012	W Trinity	27701	\$276,000	\$277,000	\$317,000	\$333,000	\$331,000	\$329,000	\$352,000	\$341,000	\$351,000	\$365,000	\$373,000
1014	W Trinity	27701	\$321,000	\$327,000	\$398,000	\$423,000	\$380,000	\$380,000	\$376,000	\$427,000	\$403,000	\$406,000	\$404,000
1000	W Trinity	27701						\$648,000	\$638,000	\$648,000	\$625,000	\$673,000	\$677,000
1020	W Trinity	27701	\$353,000	\$340,000	\$399,000	\$409,000	\$385,000	\$397,000	\$418,000	\$441,000	\$429,000	\$398,000	\$399,000
1022	W Trinity	27701	\$235,000	\$248,000	\$260,000	\$265,000	\$272,000	\$277,000	\$315,000	\$300,000	\$275,000	\$312,000	\$315,000
1024	W Trinity	27701	\$159,000	\$162,000	\$200,000	\$192,000	\$188,000	\$201,000	\$200,000	\$213,000	\$213,000	\$206,000	\$196,000
1026	W Trinity	27701	\$340,000	\$339,000	\$338,000	\$388,000	\$372,000	\$284,000	\$388,000	\$368,000	\$383,000	\$381,000	\$384,000
1030	W Trinity	27701	\$218,000	\$239,000	\$241,000	\$258,000	\$260,000	\$253,000	\$391,000	\$312,000	\$265,000	\$275,000	\$275,000
1023	W Trinity	27701	\$211,000	\$228,000	\$262,000	\$246,000	\$271,000	\$255,000	\$290,000	\$290,000	\$288,000	\$288,000	\$287,000
1021	W Trinity	27701	\$293,000	\$293,000	\$328,000	\$339,000	\$337,000	\$354,000	\$346,000	\$358,000	\$487,000	\$398,000	\$378,000
1019	W Trinity	27701	\$292,000	\$290,000	\$341,000	\$345,000	\$349,000	\$355,000	\$366,000	\$357,000	\$364,000	\$373,000	\$382,000
1017	W Trinity	27701	\$273,000	\$283,000	\$318,000	\$326,000	\$346,000	\$346,000	\$348,000	\$343,000	\$338,000	\$360,000	\$362,000
1015	W Trinity	27701	\$395,000	\$403,000	\$423,000	\$430,000	\$416,000	\$395,000	\$416,000	\$428,000	\$417,000	\$429,000	\$438,000
1009	W Trinity	27701	\$282,000	\$299,000	\$333,000	\$319,000	\$338,000	\$352,000	\$343,000	\$348,000	\$349,000	\$361,000	\$369,000
1007	W Trinity	27701	\$263,000	\$304,000	\$340,000	\$317,000	\$338,000	\$359,000	\$355,000	\$353,000	\$340,000	\$362,000	\$377,000
1005	W Trinity	27701	\$256,000	\$276,000	\$321,000	\$302,000	\$321,000	\$328,000	\$339,000	\$336,000	\$328,000	\$354,000	\$361,000
1003	W Trinity	27701	\$208,000	\$204,000	\$242,000	\$233,000	\$258,000	\$243,000	\$273,000	\$272,000	\$245,000	\$265,000	\$274,000
1001	W Trinity	27701	\$248,000	\$267,000	\$306,000	\$313,000	\$322,000	\$302,000	\$325,000	\$326,000	\$315,000	\$329,000	\$324,000
Street Mean			\$267,667	\$284,091	\$317,091	\$327,864	\$329,818	\$339,261	\$359,043	\$359,957	\$354,435	\$364,478	\$367,348
816	Watts	27701	\$465,000	\$500,000	\$512,000	\$553,000	\$574,000	\$568,000	\$564,000	\$580,000	\$564,000	\$608,000	\$614,000
814	Watts	27701	\$231,000	\$249,000	\$277,000	\$281,000	\$295,000	\$283,000	\$321,000	\$322,000	\$313,000	\$335,000	\$330,000
512	Watts	27701	\$231,000	\$220,000	\$219,000	\$237,000	\$255,000	\$254,000	\$254,000	\$246,000	\$254,000	\$278,000	\$273,000
604	Watts	27701	\$421,000	\$435,000	\$448,000	\$523,000	\$496,000	\$492,000	\$509,000	\$481,000	\$481,000	\$522,000	\$509,000

602	Watts	27701	\$601,000	\$631,000	\$653,000	\$666,000	\$693,000	\$684,000	\$673,000	\$687,000	\$658,000	\$708,000	\$712,000
512	Watts	27701	\$310,000	\$313,000	\$292,000	\$343,000	\$316,000	\$619,000	\$342,000	\$342,000	\$317,000	\$329,000	\$337,000
504	Watts	27701	\$363,000	\$384,000	\$444,000	\$476,000	\$461,000	\$453,000	\$464,000	\$475,000	\$475,000	\$513,000	\$508,000
500	Watts	27701	\$438,000	\$465,000	\$455,000	\$522,000	\$525,000	\$518,000	\$525,000	\$519,000	\$516,000	\$551,000	\$552,000
406	Watts	27701						\$430,000	\$447,000	\$420,000	\$431,000	\$838,000	\$835,000
402	Watts	27701	\$533,000	\$540,000	\$551,000	\$571,000	\$591,000	\$563,000	\$566,000	\$546,000	\$534,000	\$555,000	\$556,000
312	Watts	27701	\$278,000	\$295,000	\$316,000	\$328,000	\$354,000	\$335,000	\$363,000	\$347,000	\$367,000	\$384,000	\$377,000
310	Watts	27701	\$999,000	\$1,000,000	\$1,100,000	\$1,100,000	\$1,200,000	\$1,100,000	\$1,100,000	\$1,100,000	\$1,100,000	\$1,200,000	\$1,200,000
302	Watts	27701	\$507,000	\$528,000	\$553,000	\$576,000	\$596,000	\$602,000	\$634,000	\$628,000	\$603,000	\$638,000	\$640,000
212	Watts	27701	\$348,000	\$394,000	\$423,000	\$449,000	\$441,000	\$481,000	\$514,000	\$501,000	\$469,000	\$598,000	\$604,000
202	Watts	27701	\$279,000	\$293,000	\$303,000	\$329,000	\$346,000	\$426,000	\$490,000	\$516,000	\$455,000	\$542,000	\$545,000
204	Watts	27701	\$346,000	\$348,000	\$374,000	\$379,000	\$387,000	\$392,000	\$527,000	\$516,000	\$496,000	\$540,000	\$542,000
206	Watts	27701						\$459,000	\$510,000	\$538,000	\$526,000	\$569,000	\$575,000
Street Mean			\$423,333	\$439,667	\$461,333	\$488,867	\$502,000	\$509,353	\$517,824	\$515,529	\$503,471	\$571,059	\$571,118
Total Mean			\$202,080	\$210,393	\$224,453	\$230,887	\$237,103	\$243,221	\$248,707	\$249,379	\$241,326	\$259,417	\$261,365
Durham Mean			\$270,000	\$278,000	\$288,000	\$292,000	\$311,000	\$340,000	\$403,000	\$409,000	\$366,000	\$493,000	\$512,000

Mean House Price By Street (Group 2)

