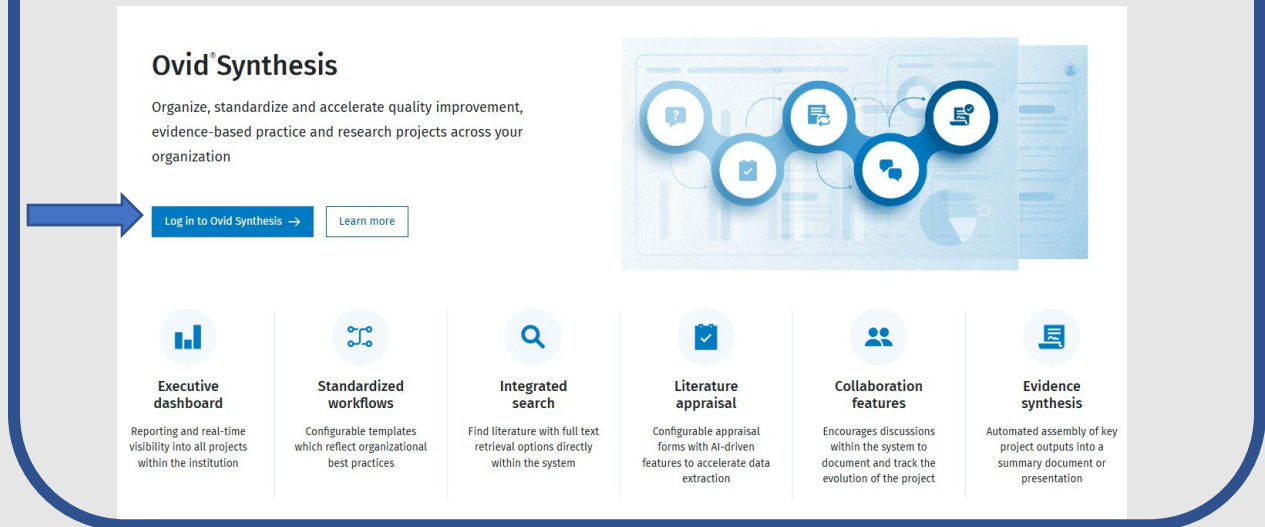


# How to log into OVID Synthesis Center

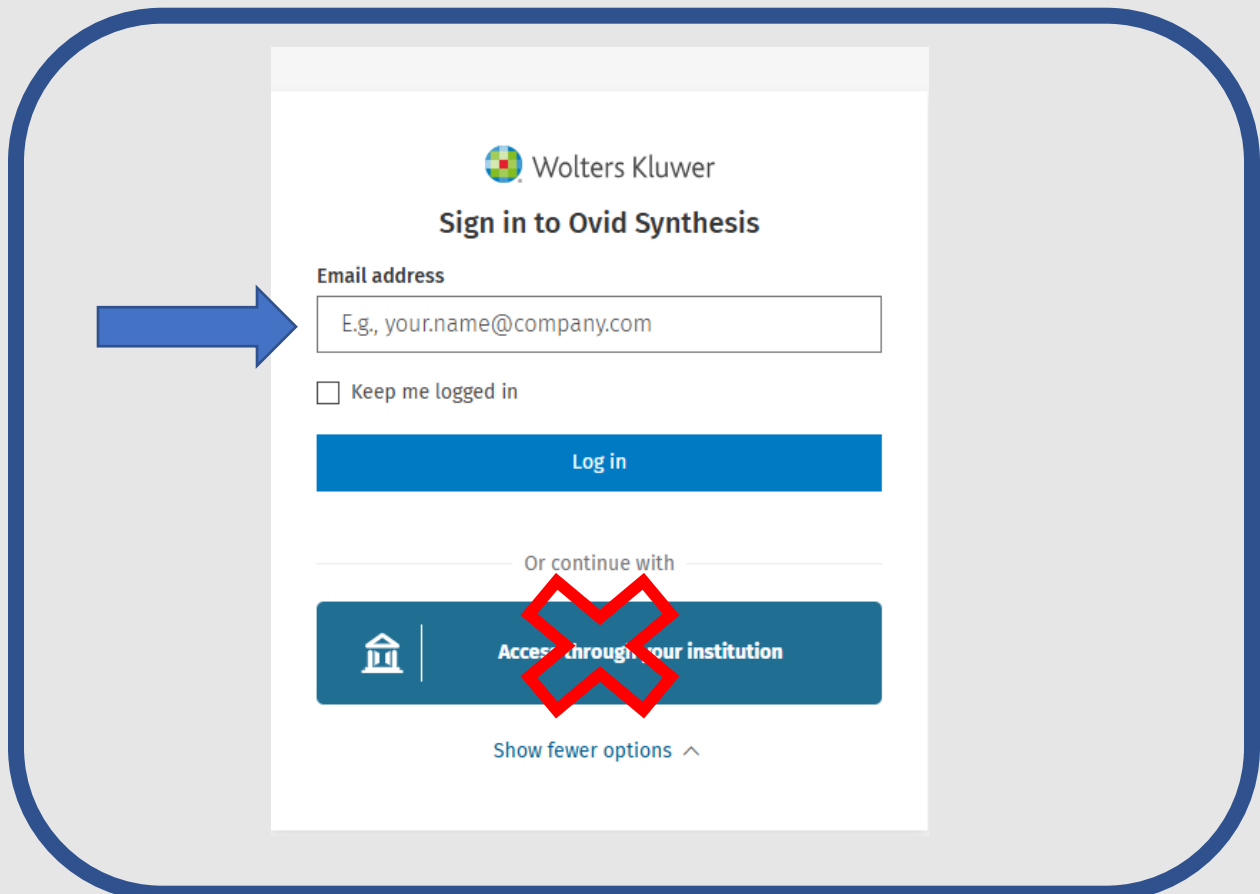
Go to <https://synthesis.ovid.com>

Click on the “Log into Ovid Synthesis” button

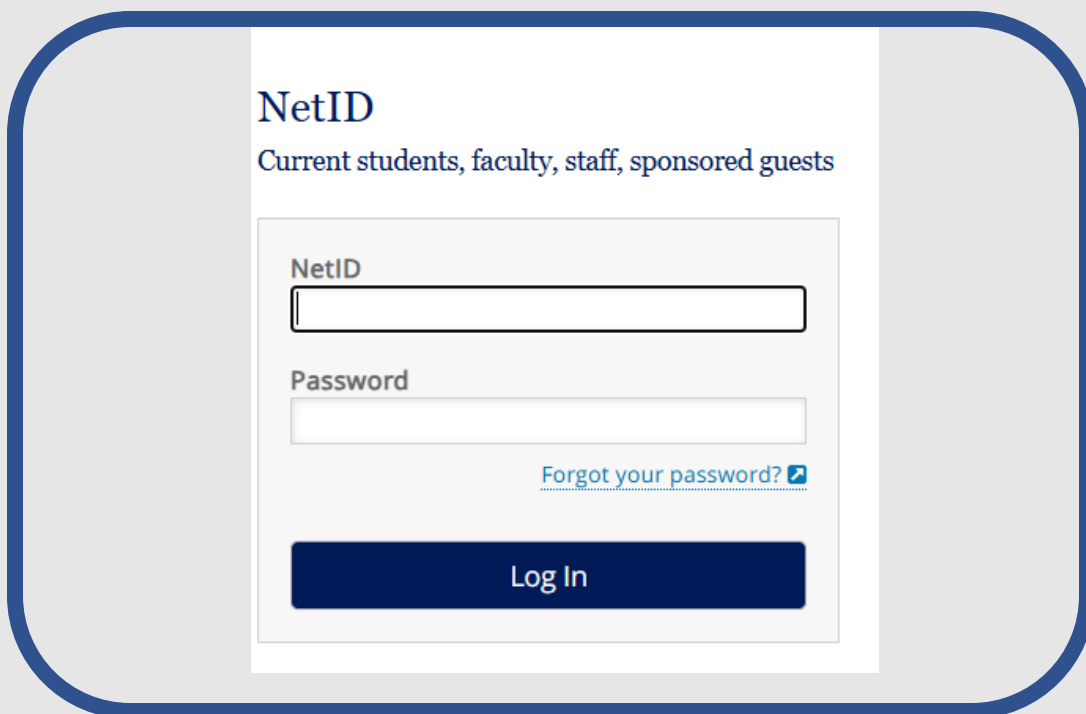


In the email address box, enter your Duke email address as either [firstname.lastname@duke.edu](mailto:firstname.lastname@duke.edu) or [dempoid@duke.edu](mailto:dempoid@duke.edu)

Do NOT use the “access through your institution” link. This will not take you to the correct sign in screen



Log in using your SSO

A screenshot of a NetID login form. The form is white with rounded corners and a dark blue border. It contains the text "NetID" in a large, dark blue font, followed by "Current students, faculty, staff, sponsored guests" in a smaller, dark blue font. Below this, there are two input fields: "NetID" and "Password". The "NetID" field has a small cursor icon. To the right of the "Password" field is a link that says "Forgot your password?" with a small blue icon. At the bottom of the form is a dark blue button with the text "Log In" in white.

NetID

Current students, faculty, staff, sponsored guests

NetID

Password

[Forgot your password?](#)

Log In

Success! You are now logged into the OVID Synthesis Center and can start creating projects!

If you have any questions or trouble logging into this platform, please email  
[NursingINQ@duke.edu](mailto:NursingINQ@duke.edu)