




Duke University - Course Evaluations




Pratt EGRP Course Evaluations - Spring 2024

Course: EGRMGMT-572-01: INNOVATION MANAGEMENT IN TECH.EGRMGMT-572-01.
Instructor: Jeffrey Glass * ,Kyra McDonald
Response Rate: 8/8 (100.00 %)




1 - Thank you for completing an evaluation.Your constructive comments and ratings will be helpful to the faculty for improving this course for future students, helpful to the Duke administration for faculty promotion and awarding teaching-based recognitions, and helpful to other students considering enrolling in this course.

Response Option	Weight	Frequency	Percent	Percent Responses	Means			
I understand the purpose of course evaluations.	(1)	8	100.00%					
				0 25 50 100	Question	EGRP Overall		
Response Rate	Mean	STD	Median	EGRP Overall		Mean	STD	Median
8/8 (100.00%)	1.00	0.00	1.00	890		1.00	0.00	1.00




2 - The goal of evaluations is to help instructors identify which aspects of the course are most effective and which aspects could be productively changed. Please do your best to focus on the course components and learning environment, and avoid superficial comments that are not relevant to the learning environment (for example, comments about the appearance of the instructors or personal attacks are not helpful or appropriate).

Response Option	Weight	Frequency	Percent	Percent Responses	Means			
I will do my best to be constructive.	(1)	8	100.00%					
				0 25 50 100	Question	EGRP Overall		
Response Rate	Mean	STD	Median	EGRP Overall		Mean	STD	Median
8/8 (100.00%)	1.00	0.00	1.00	899		1.00	0.00	1.00

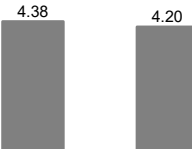
3 - Prior research has identified biases in course evaluations related to instructor gender, age, race, ethnicity, sexuality, or other aspects of identity. Keep this in mind when reflecting on your course experience, and do your best to minimize the influence of any particular instructor identities on your evaluation.

Response Option	Weight	Frequency	Percent	Percent Responses	Means			
I will do my best to avoid potential biases.	(1)	8	100.00%					
				0 25 50 100	Question	EGRP Overall		
Response Rate	Mean	STD	Median	EGRP Overall		Mean	STD	Median
8/8 (100.00%)	1.00	0.00	1.00	902		1.00	0.00	1.00

4 - When answering questions that refer to "learning," please consider the relevant aspects of learning that are specific to this course (for example, acquisition of skills and methodology, retention of course content, new ways of thinking, or anything else that the course offered).

Response Option	Weight	Frequency	Percent	Percent Responses	Means			
I understand.	(1)	8	100.00%					
				0 25 50 100	Question	EGRP Overall		
Response Rate	Mean	STD	Median	EGRP Overall		Mean	STD	Median
8/8 (100.00%)	1.00	0.00	1.00	895		1.00	0.00	1.00

5 - Overall AppraisalGive an overall rating for the quality of this course (e.g., content, structure, approach, educational value).

Response Option	Weight	Frequency	Percent	Percent Responses	Means			
Very poor	(1)	0	0.00%					
Poor	(2)	0	0.00%					
Adequate	(3)	1	12.50%	■				
Good	(4)	3	37.50%	■■■				
Excellent	(5)	4	50.00%	■■■■				
				0 25 50 100	Question	EGRP Overall		
Response Rate	Mean	STD	Median	EGRP Overall		Mean	STD	Median
8/8 (100.00%)	4.38	0.74	4.50	904		4.20	0.93	4.00

Duke University - Course Evaluations

Pratt EGRP Course Evaluations - Spring 2024

Course: EGRMGMT-572-01: INNOVATION MANAGEMENT IN TECH.EGRMGMT-572-01.
Instructor: Jeffrey Glass * ,Kyra McDonald
Response Rate: 8/8 (100.00 %)

6 - Please elaborate on your impressions of the quality of the course.

Response Rate 2/8 (25%)

- The course follows the structured process to manage innovation. While the course is extremely useful in today's context, the course can be made more engaging by changing the casework slightly and focusing on more real world examples to explain the concepts.
- The course was great. It was unfortunate that we had such a small class as there was not as much opportunity for class discussion and this sometimes made the lectures quite boring.

7 - Give an overall rating for quality of the instructor, Jeffrey Glass (e.g., presentation, knowledge, fairness, responsiveness). -

Response Option	Weight	Frequency	Percent	Percent Responses	Means			
Very poor	(1)	0	0.00%					
Poor	(2)	0	0.00%					
Adequate	(3)	1	12.50%					
Good	(4)	2	25.00%					
Excellent	(5)	5	62.50%					
				0 25 50 100	Question	EGRP Overall		
Response Rate	Mean	STD	Median	EGRP Overall		Mean	STD	Median
8/8 (100.00%)	4.50	0.76	5.00	1067		4.43	0.86	5.00

8 - Please elaborate on your impressions of the quality of the instructor, Jeffrey Glass. -

Response Rate 2/8 (25%)

- Prof. Glass is an extremely warm individual who has a very holistic understanding of different innovation concepts. He is engaging, warm and has really nice stories to share. Discussing with him is a delight and I wish he would use more examples in class as it would be great to hear more.
- Professor Glass was great. He was very enthusiastic about the material and quiet engaging.

9 - Would you recommend this faculty member, Jeffrey Glass, for a Pratt Teaching Award? -

Response Option	Weight	Frequency	Percent	Percent Responses	Means			
Yes	(1)	6	75.00%					
No	(2)	2	25.00%					
				0 25 50 100	Question	EGRP Overall		
Response Rate	Mean	STD	Median	EGRP Overall		Mean	STD	Median
8/8 (100.00%)	1.25	0.46	1.00	1036		1.34	0.47	1.00

10 - Self-EvaluationHow many hours per week, on average, did you spend outside of scheduled class (including labs) on this course?

Response Option	Weight	Frequency	Percent	Percent Responses	Means			
3-6 hours per week	(1)	3	37.50%					
6-9 hours per week	(2)	3	37.50%					
9-12 hours per week	(3)	2	25.00%					
12-15 hours per week	(4)	0	0.00%					
15+ hours per week	(5)	0	0.00%					
				0 25 50 100	Question	EGRP Overall		
Response Rate	Mean	STD	Median	EGRP Overall		Mean	STD	Median
8/8 (100.00%)	1.88	0.83	2.00	896		1.96	1.09	2.00

Duke University - Course Evaluations

Pratt EGRP Course Evaluations - Spring 2024

Course: EGRMGMT-572-01: INNOVATION MANAGEMENT IN TECH.EGRMGMT-572-01.
Instructor: Jeffrey Glass * ,Kyra McDonald
Response Rate: 8/8 (100.00 %)

11 - How difficult was this course for you?

Response Option	Weight	Frequency	Percent	Percent Responses	Means			
Very low difficulty	(1)	0	0.00%					
Low difficulty	(2)	2	25.00%					
Moderate difficulty	(3)	6	75.00%					
High difficulty	(4)	0	0.00%					
Very high difficulty	(5)	0	0.00%					
				0 25 50 100	Question	EGRP Overall		
Response Rate	Mean	STD	Median	EGRP Overall		Mean	STD	Median
8/8 (100.00%)	2.75	0.46	3.00	901		2.87	0.96	3.00

12 - What level of critical thinking did this course require?

Response Option	Weight	Frequency	Percent	Percent Responses	Means			
Very low	(1)	0	0.00%					
Low	(2)	0	0.00%					
Moderate	(3)	3	37.50%					
High	(4)	3	37.50%					
Very high	(5)	2	25.00%					
				0 25 50 100	Question	EGRP Overall		
Response Rate	Mean	STD	Median	EGRP Overall		Mean	STD	Median
8/8 (100.00%)	3.88	0.83	4.00	899		3.51	1.04	4.00

13 - What was your interest level in this course topic at the beginning of the semester?

Response Option	Weight	Frequency	Percent	Percent Responses	Means			
Very low	(1)	0	0.00%					
Low	(2)	0	0.00%					
Moderate	(3)	3	37.50%					
High	(4)	4	50.00%					
Very high	(5)	1	12.50%					
				0 25 50 100	Question	EGRP Overall		
Response Rate	Mean	STD	Median	EGRP Overall		Mean	STD	Median
8/8 (100.00%)	3.75	0.71	4.00	900		3.57	1.05	4.00

14 - What is your interest level in this course topic now?

Response Option	Weight	Frequency	Percent	Percent Responses	Means			
Very low	(1)	0	0.00%					
Low	(2)	0	0.00%					
Moderate	(3)	1	12.50%					
High	(4)	4	50.00%					
Very high	(5)	3	37.50%					
				0 25 50 100	Question	EGRP Overall		
Response Rate	Mean	STD	Median	EGRP Overall		Mean	STD	Median
8/8 (100.00%)	4.25	0.71	4.00	900		3.68	1.12	4.00

Duke University - Course Evaluations

Pratt EGRP Course Evaluations - Spring 2024

Course: EGRMGMT-572-01: INNOVATION MANAGEMENT IN TECH.EGRMGMT-572-01.
Instructor: Jeffrey Glass * ,Kyra McDonald
Response Rate: 8/8 (100.00 %)

15 - How often did you attend class (either live or asynchronously)?

Response Option	Weight	Frequency	Percent	Percent Responses	Means			
More than 95% of the time	(1)	5	62.50%					
85-95% of the time	(2)	2	25.00%					
75-85% of the time	(3)	1	12.50%					
50-75% of the time	(4)	0	0.00%					
0-50% of the time	(5)	0	0.00%					
				0 25 50 100	Question	EGRP Overall		
Response Rate	Mean	STD	Median	EGRP Overall		Mean	STD	Median
8/8 (100.00%)	1.50	0.76	1.00	899		1.28	0.66	1.00

16 - What grade do you expect to receive in this class?

Response Option	Weight	Frequency	Percent	Percent Responses	Means			
A	(1)	8	100.00%					
B	(2)	0	0.00%					
C	(3)	0	0.00%					
F	(4)	0	0.00%					
Other	(5)	0	0.00%					
				0 25 50 100	Question	EGRP Overall		
Response Rate	Mean	STD	Median	EGRP Overall		Mean	STD	Median
8/8 (100.00%)	1.00	0.00	1.00	896		1.21	0.70	1.00

17 - Appraisal of Learning

The readings supported the objectives of this course.

Response Option	Weight	Frequency	Percent	Percent Responses	Means			
Strongly agree	(5)	7	87.50%					
Agree	(4)	0	0.00%					
Neutral	(3)	1	12.50%					
Disagree	(2)	0	0.00%					
Strongly disagree	(1)	0	0.00%					
N/A	(0)	0	0.00%					
				0 25 50 100	Question	EGRP Overall		
Response Rate	Mean	STD	Median	EGRP Overall		Mean	STD	Median
8/8 (100.00%)	4.75	0.71	5.00	887		4.38	0.86	5.00

17 - Appraisal of Learning

The assignments and projects supported the objectives of this course.

Response Option	Weight	Frequency	Percent	Percent Responses	Means			
Strongly agree	(5)	6	75.00%					
Agree	(4)	1	12.50%					
Neutral	(3)	1	12.50%					
Disagree	(2)	0	0.00%					
Strongly disagree	(1)	0	0.00%					
N/A	(0)	0	0.00%					
				0 25 50 100	Question	EGRP Overall		
Response Rate	Mean	STD	Median	EGRP Overall		Mean	STD	Median
8/8 (100.00%)	4.63	0.74	5.00	887		4.40	0.89	5.00

Duke University - Course Evaluations

Pratt EGRP Course Evaluations - Spring 2024

Course: EGRMGMT-572-01: INNOVATION MANAGEMENT IN TECH.EGRMGMT-572-01.
Instructor: Jeffrey Glass * ,Kyra McDonald
Response Rate: 8/8 (100.00 %)

17 - Appraisal of Learning

The class discussions and/or lectures supported the objectives of this course.

Response Option	Weight	Frequency	Percent	Percent Responses	Means			
Strongly agree	(5)	7	87.50%	<div><div></div></div>	<div><div>4.88</div></div>	<div><div>4.44</div></div>		
Agree	(4)	1	12.50%	<div><div></div></div>				
Neutral	(3)	0	0.00%	<div><div></div></div>				
Disagree	(2)	0	0.00%	<div><div></div></div>				
Strongly disagree	(1)	0	0.00%	<div><div></div></div>				
N/A	(0)	0	0.00%	<div><div></div></div>				
				0 25 50 100	Question	EGRP Overall		
Response Rate	Mean	STD	Median	EGRP Overall		Mean	STD	Median
8/8 (100.00%)	4.88	0.35	5.00	885		4.44	0.84	5.00

17 - Appraisal of Learning

I would recommend this course to future students.

Response Option	Weight	Frequency	Percent	Percent Responses	Means			
Strongly agree	(5)	5	62.50%	<div><div></div></div>	<div><div>4.38</div></div>	<div><div>4.21</div></div>		
Agree	(4)	2	25.00%	<div><div></div></div>				
Neutral	(3)	0	0.00%	<div><div></div></div>				
Disagree	(2)	1	12.50%	<div><div></div></div>				
Strongly disagree	(1)	0	0.00%	<div><div></div></div>				
N/A	(0)	0	0.00%	<div><div></div></div>				
				0 25 50 100	Question	EGRP Overall		
Response Rate	Mean	STD	Median	EGRP Overall		Mean	STD	Median
8/8 (100.00%)	4.38	1.06	5.00	886		4.21	1.09	5.00

17 - Appraisal of Learning

The evaluation method (exams, homework, etc.) matched the objectives and content for the course.

Response Option	Weight	Frequency	Percent	Percent Responses	Means			
Strongly agree	(5)	5	62.50%	<div><div></div></div>	<div><div>4.63</div></div>	<div><div>4.32</div></div>		
Agree	(4)	3	37.50%	<div><div></div></div>				
Neutral	(3)	0	0.00%	<div><div></div></div>				
Disagree	(2)	0	0.00%	<div><div></div></div>				
Strongly disagree	(1)	0	0.00%	<div><div></div></div>				
N/A	(0)	0	0.00%	<div><div></div></div>				
				0 25 50 100	Question	EGRP Overall		
Response Rate	Mean	STD	Median	EGRP Overall		Mean	STD	Median
8/8 (100.00%)	4.63	0.52	5.00	886		4.32	0.92	5.00

17 - Appraisal of Learning

The evaluation method (exams, homework, etc.) for this course was fair.

Response Option	Weight	Frequency	Percent	Percent Responses	Means			
Strongly agree	(5)	5	62.50%	<div><div></div></div>	<div><div>4.63</div></div>	<div><div>4.31</div></div>		
Agree	(4)	3	37.50%	<div><div></div></div>				
Neutral	(3)	0	0.00%	<div><div></div></div>				
Disagree	(2)	0	0.00%	<div><div></div></div>				
Strongly disagree	(1)	0	0.00%	<div><div></div></div>				
N/A	(0)	0	0.00%	<div><div></div></div>				
				0 25 50 100	Question	EGRP Overall		
Response Rate	Mean	STD	Median	EGRP Overall		Mean	STD	Median
8/8 (100.00%)	4.63	0.52	5.00	886		4.31	0.96	5.00

Duke University - Course Evaluations
Pratt EGRP Course Evaluations - Spring 2024

Course: EGRMGMT-572-01: INNOVATION MANAGEMENT IN TECH.EGRMGMT-572-01.
Instructor: Jeffrey Glass * ,Kyra McDonald
Response Rate: 8/8 (100.00 %)

18 - Open-Ended QuestionsWhat parts of the class were most useful for you? Why?

Response Rate	1/8 (12.5%)
---------------	-------------

• The cases.

19 - What parts of the class were least useful for you? Why?

Response Rate	1/8 (12.5%)
---------------	-------------

• Breakout sessions.

20 - Please add any additional comments or suggestions for improving the learning experience in this course.

Response Rate	0/8 (0%)
---------------	----------