




Duke University - Course Evaluations




Pratt EGRP Course Evaluations - Spring 2024

Course: EGRMGMT-556-03: ENGINEERING MANAGEMT PRACTICUM.EGRMGMT-556-03.
Instructor: Joseph Holmes *
Response Rate: 4/5 (80.00 %)




1 - Thank you for completing an evaluation. Your constructive comments and ratings will be helpful to the faculty for improving this course for future students, helpful to the Duke administration for faculty promotion and awarding teaching-based recognitions, and helpful to other students considering enrolling in this course.

Response Option	Weight	Frequency	Percent	Percent Responses	Means			
I understand the purpose of course evaluations.	(1)	4	100.00%					
					0	25	50	100
					Question	EGRP Overall		
Response Rate	Mean	STD	Median	EGRP Overall	Mean	STD	Median	
4/5 (80.00%)	1.00	0.00	1.00	890	1.00	0.00	1.00	




2 - The goal of evaluations is to help instructors identify which aspects of the course are most effective and which aspects could be productively changed. Please do your best to focus on the course components and learning environment, and avoid superficial comments that are not relevant to the learning environment (for example, comments about the appearance of the instructors or personal attacks are not helpful or appropriate).

Response Option	Weight	Frequency	Percent	Percent Responses	Means			
I will do my best to be constructive.	(1)	4	100.00%					
					0	25	50	100
					Question	EGRP Overall		
Response Rate	Mean	STD	Median	EGRP Overall	Mean	STD	Median	
4/5 (80.00%)	1.00	0.00	1.00	899	1.00	0.00	1.00	






3 - Prior research has identified biases in course evaluations related to instructor gender, age, race, ethnicity, sexuality, or other aspects of identity. Keep this in mind when reflecting on your course experience, and do your best to minimize the influence of any particular instructor identities on your evaluation.

Response Option	Weight	Frequency	Percent	Percent Responses	Means			
I will do my best to avoid potential biases.	(1)	4	100.00%					
					0	25	50	100
					Question	EGRP Overall		
Response Rate	Mean	STD	Median	EGRP Overall	Mean	STD	Median	
4/5 (80.00%)	1.00	0.00	1.00	902	1.00	0.00	1.00	

4 - When answering questions that refer to "learning," please consider the relevant aspects of learning that are specific to this course (for example, acquisition of skills and methodology, retention of course content, new ways of thinking, or anything else that the course offered).

Response Option	Weight	Frequency	Percent	Percent Responses	Means			
I understand.	(1)	4	100.00%					
					0	25	50	100
					Question	EGRP Overall		
Response Rate	Mean	STD	Median	EGRP Overall	Mean	STD	Median	
4/5 (80.00%)	1.00	0.00	1.00	895	1.00	0.00	1.00	

5 - Overall Appraisal Give an overall rating for the quality of this course (e.g., content, structure, approach, educational value).

Response Option	Weight	Frequency	Percent	Percent Responses	Means			
Very poor	(1)	0	0.00%					
Poor	(2)	0	0.00%					
Adequate	(3)	1	25.00%					
Good	(4)	2	50.00%					
Excellent	(5)	1	25.00%					
					0	25	50	100
					Question	EGRP Overall		
Response Rate	Mean	STD	Median	EGRP Overall	Mean	STD	Median	
4/5 (80.00%)	4.00	0.82	4.00	904	4.20	0.93	4.00	

Duke University - Course Evaluations

Pratt EGRP Course Evaluations - Spring 2024

Course: EGRMGMT-556-03: ENGINEERING MANAGEMT PRACTICUM.EGRMGMT-556-03.

Instructor: Joseph Holmes *

Response Rate: 4/5 (80.00 %)

6 - Please elaborate on your impressions of the quality of the course.

Response Rate 1/5 (20%)

- The quality of this course is good. I appreciated the open-ended nature of the subject and the ability to create and follow our own structure and approach within the team. For me, this aspect enhanced the educational value of the course since I was able to learn at my own pace, while experiencing a real-life setting.

7 - Give an overall rating for quality of the instructor, Joseph Holmes (e.g., presentation, knowledge, fairness, responsiveness). -

Response Option	Weight	Frequency	Percent	Percent Responses	Means			
Very poor	(1)	0	0.00%					
Poor	(2)	0	0.00%					
Adequate	(3)	0	0.00%					
Good	(4)	2	50.00%					
Excellent	(5)	2	50.00%					
					0	25	50	100
					Question		EGRP Overall	
Response Rate	Mean	STD	Median	EGRP Overall		Mean	STD	Median
4/5 (80.00%)	4.50	0.58	4.50	1067		4.43	0.86	5.00

8 - Please elaborate on your impressions of the quality of the instructor, Joseph Holmes. -

Response Rate 1/5 (20%)

- My instructor was very knowledgeable and would always guide us at every step. His insights on how to approach research and communications with the client helped me and my team navigate through client meetings and successfully create deliverables of good quality.

9 - Would you recommend this faculty member, Joseph Holmes, for a Pratt Teaching Award? -

Response Option	Weight	Frequency	Percent	Percent Responses	Means			
Yes	(1)	2	50.00%	<div><div></div></div>	1.50	1.34		
No	(2)	2	50.00%					
02550100					Question	EGRP Overall		
Response Rate	Mean	STD	Median	EGRP Overall		Mean	STD	Median
4/5 (80.00%)	1.50	0.58	1.50	1036		1.34	0.47	1.00
• Really helpful								

10 - Self-EvaluationHow many hours per week, on average, did you spend outside of scheduled class (including labs) on this course?

Response Option	Weight	Frequency	Percent	Percent Responses	Means				
3-6 hours per week	(1)	2	50.00%						
6-9 hours per week	(2)	1	25.00%						
9-12 hours per week	(3)	0	0.00%						
12-15 hours per week	(4)	1	25.00%						
15+ hours per week	(5)	0	0.00%						
				02550100	Question	EGRP Overall			
Response Rate		Mean	STD	Median	EGRP Overall		Mean	STD	Median
4/5 (80.00%)		2.00	1.41	1.50	896		1.96	1.09	2.00

Duke University - Course Evaluations

Pratt EGRP Course Evaluations - Spring 2024

Course: EGRMGMT-556-03: ENGINEERING MANAGEMT PRACTICUM.EGRMGMT-556-03.
Instructor: Joseph Holmes *
Response Rate: 4/5 (80.00 %)

11 - How difficult was this course for you?

Response Option	Weight	Frequency	Percent	Percent Responses	Means			
Very low difficulty	(1)	0	0.00%					
Low difficulty	(2)	0	0.00%					
Moderate difficulty	(3)	3	75.00%					
High difficulty	(4)	0	0.00%					
Very high difficulty	(5)	1	25.00%					
				0 25 50 100	Question	EGRP Overall		
Response Rate	Mean	STD	Median	EGRP Overall		Mean	STD	Median
4/5 (80.00%)	3.50	1.00	3.00	901		2.87	0.96	3.00

12 - What level of critical thinking did this course require?

Response Option	Weight	Frequency	Percent	Percent Responses	Means			
Very low	(1)	0	0.00%					
Low	(2)	0	0.00%					
Moderate	(3)	0	0.00%					
High	(4)	2	50.00%					
Very high	(5)	2	50.00%					
				0 25 50 100	Question	EGRP Overall		
Response Rate	Mean	STD	Median	EGRP Overall		Mean	STD	Median
4/5 (80.00%)	4.50	0.58	4.50	899		3.51	1.04	4.00

13 - What was your interest level in this course topic at the beginning of the semester?

Response Option	Weight	Frequency	Percent	Percent Responses	Means			
Very low	(1)	0	0.00%					
Low	(2)	0	0.00%					
Moderate	(3)	2	50.00%					
High	(4)	1	25.00%					
Very high	(5)	1	25.00%					
				0 25 50 100	Question	EGRP Overall		
Response Rate	Mean	STD	Median	EGRP Overall		Mean	STD	Median
4/5 (80.00%)	3.75	0.96	3.50	900		3.57	1.05	4.00

14 - What is your interest level in this course topic now?

Response Option	Weight	Frequency	Percent	Percent Responses	Means			
Very low	(1)	0	0.00%					
Low	(2)	1	25.00%					
Moderate	(3)	1	25.00%					
High	(4)	0	0.00%					
Very high	(5)	2	50.00%					
				0 25 50 100	Question	EGRP Overall		
Response Rate	Mean	STD	Median	EGRP Overall		Mean	STD	Median
4/5 (80.00%)	3.75	1.50	4.00	900		3.68	1.12	4.00

Duke University - Course Evaluations

Pratt EGRP Course Evaluations - Spring 2024

Course: EGRMGMT-556-03: ENGINEERING MANAGEMT PRACTICUM.EGRMGMT-556-03.
Instructor: Joseph Holmes *
Response Rate: 4/5 (80.00 %)

15 - How often did you attend class (either live or asynchronously)?

Response Option	Weight	Frequency	Percent	Percent Responses	Means			
More than 95% of the time	(1)	3	75.00%					
85-95% of the time	(2)	1	25.00%					
75-85% of the time	(3)	0	0.00%					
50-75% of the time	(4)	0	0.00%					
0-50% of the time	(5)	0	0.00%					
				0 25 50 100	Question	EGRP Overall		
Response Rate	Mean	STD	Median	EGRP Overall		Mean	STD	Median
4/5 (80.00%)	1.25	0.50	1.00	899		1.28	0.66	1.00

16 - What grade do you expect to receive in this class?

Response Option	Weight	Frequency	Percent	Percent Responses	Means			
A	(1)	4	100.00%					
B	(2)	0	0.00%					
C	(3)	0	0.00%					
F	(4)	0	0.00%					
Other	(5)	0	0.00%					
				0 25 50 100	Question	EGRP Overall		
Response Rate	Mean	STD	Median	EGRP Overall		Mean	STD	Median
4/5 (80.00%)	1.00	0.00	1.00	896		1.21	0.70	1.00

17 - Appraisal of Learning

The readings supported the objectives of this course.

Response Option	Weight	Frequency	Percent	Percent Responses	Means			
Strongly agree	(5)	2	50.00%					
Agree	(4)	1	25.00%					
Neutral	(3)	0	0.00%					
Disagree	(2)	0	0.00%					
Strongly disagree	(1)	0	0.00%					
N/A	(0)	1	25.00%					
				0 25 50 100	Question	EGRP Overall		
Response Rate	Mean	STD	Median	EGRP Overall		Mean	STD	Median
4/5 (80.00%)	4.67	0.58	5.00	887		4.38	0.86	5.00

17 - Appraisal of Learning

The assignments and projects supported the objectives of this course.

Response Option	Weight	Frequency	Percent	Percent Responses	Means			
Strongly agree	(5)	2	50.00%					
Agree	(4)	1	25.00%					
Neutral	(3)	0	0.00%					
Disagree	(2)	0	0.00%					
Strongly disagree	(1)	0	0.00%					
N/A	(0)	1	25.00%					
				0 25 50 100	Question	EGRP Overall		
Response Rate	Mean	STD	Median	EGRP Overall		Mean	STD	Median
4/5 (80.00%)	4.67	0.58	5.00	887		4.40	0.89	5.00

Duke University - Course Evaluations

Pratt EGRP Course Evaluations - Spring 2024

Course: EGRMGMT-556-03: ENGINEERING MANAGEMT PRACTICUM.EGRMGMT-556-03.
Instructor: Joseph Holmes *
Response Rate: 4/5 (80.00 %)

17 - Appraisal of Learning

The class discussions and/or lectures supported the objectives of this course.

Response Option	Weight	Frequency	Percent	Percent Responses	Means			
Strongly agree	(5)	2	50.00%	<div><div></div></div>	<div><div>4.67</div></div>	<div><div>4.44</div></div>		
Agree	(4)	1	25.00%	<div><div></div></div>				
Neutral	(3)	0	0.00%	<div><div></div></div>				
Disagree	(2)	0	0.00%	<div><div></div></div>				
Strongly disagree	(1)	0	0.00%	<div><div></div></div>				
N/A	(0)	1	25.00%	<div><div></div></div>				
				0 25 50 100	Question	EGRP Overall		
Response Rate	Mean	STD	Median	EGRP Overall		Mean	STD	Median
4/5 (80.00%)	4.67	0.58	5.00	885		4.44	0.84	5.00

17 - Appraisal of Learning

I would recommend this course to future students.

Response Option	Weight	Frequency	Percent	Percent Responses	Means			
Strongly agree	(5)	2	50.00%	<div><div></div></div>	<div><div>4.25</div></div>	<div><div>4.21</div></div>		
Agree	(4)	1	25.00%	<div><div></div></div>				
Neutral	(3)	1	25.00%	<div><div></div></div>				
Disagree	(2)	0	0.00%	<div><div></div></div>				
Strongly disagree	(1)	0	0.00%	<div><div></div></div>				
N/A	(0)	0	0.00%	<div><div></div></div>				
				0 25 50 100	Question	EGRP Overall		
Response Rate	Mean	STD	Median	EGRP Overall		Mean	STD	Median
4/5 (80.00%)	4.25	0.96	4.50	886		4.21	1.09	5.00

17 - Appraisal of Learning

The evaluation method (exams, homework, etc.) matched the objectives and content for the course.

Response Option	Weight	Frequency	Percent	Percent Responses	Means			
Strongly agree	(5)	2	50.00%	<div><div></div></div>	<div><div>4.67</div></div>	<div><div>4.32</div></div>		
Agree	(4)	1	25.00%	<div><div></div></div>				
Neutral	(3)	0	0.00%	<div><div></div></div>				
Disagree	(2)	0	0.00%	<div><div></div></div>				
Strongly disagree	(1)	0	0.00%	<div><div></div></div>				
N/A	(0)	1	25.00%	<div><div></div></div>				
				0 25 50 100	Question	EGRP Overall		
Response Rate	Mean	STD	Median	EGRP Overall		Mean	STD	Median
4/5 (80.00%)	4.67	0.58	5.00	886		4.32	0.92	5.00

17 - Appraisal of Learning

The evaluation method (exams, homework, etc.) for this course was fair.

Response Option	Weight	Frequency	Percent	Percent Responses	Means			
Strongly agree	(5)	1	25.00%	<div><div></div></div>	<div><div>4.33</div></div>	<div><div>4.31</div></div>		
Agree	(4)	2	50.00%	<div><div></div></div>				
Neutral	(3)	0	0.00%	<div><div></div></div>				
Disagree	(2)	0	0.00%	<div><div></div></div>				
Strongly disagree	(1)	0	0.00%	<div><div></div></div>				
N/A	(0)	1	25.00%	<div><div></div></div>				
				0 25 50 100	Question	EGRP Overall		
Response Rate	Mean	STD	Median	EGRP Overall		Mean	STD	Median
4/5 (80.00%)	4.33	0.58	4.00	886		4.31	0.96	5.00

Duke University - Course Evaluations

Pratt EGRP Course Evaluations - Spring 2024

Course: EGRMGMT-556-03: ENGINEERING MANAGEMT PRACTICUM.EGRMGMT-556-03.
Instructor: Joseph Holmes *
Response Rate: 4/5 (80.00 %)

18 - Open-Ended QuestionsWhat parts of the class were most useful for you? Why?

Response Rate 1/5 (20%)

• I think that personally, I learnt a lot from being able to create our own learning schedule and setting up a framework for the project. I found the ability to create and stick to a timeline, while dealing with a real-time problem statement useful in improving my accountability and reporting skills. The practical and hands-on approach to learning management concepts is another thing that I found useful from this class.

19 - What parts of the class were least useful for you? Why?

Response Rate 1/5 (20%)

• I understand that client meetings are not upto the professor's discretion but our weekly meetings is something that I found to be a bit redundant and i would have appreciated fewer meetings but with more meaningful updates and discussions.

20 - Please add any additional comments or suggestions for improving the learning experience in this course.

Response Rate 1/5 (20%)

• For the most part, my experience with the learning experience from this course has been more than satisfactory. I would suggest that having a more diverse set of problem statements that go beyond marketing strategies and touch upon other knowledge areas and topics could enhance the learning experience.