




# Duke University - Course Evaluations




## Pratt EGRP Course Evaluations - Spring 2024

**Course:** EGRMGMT-556-02: ENGINEERING MANAGEMT PRACTICUM.EGRMGMT-556-02.  
**Instructor:** Joseph Holmes \*  
**Response Rate:** 2/4 (50.00 %)




**1 - Thank you for completing an evaluation. Your constructive comments and ratings will be helpful to the faculty for improving this course for future students, helpful to the Duke administration for faculty promotion and awarding teaching-based recognitions, and helpful to other students considering enrolling in this course.**

Response Option	Weight	Frequency	Percent	Percent Responses	Means			
I understand the purpose of course evaluations.	(1)	2	100.00%					
					0	25	50	100
					Question	EGRP Overall		
Response Rate	Mean	STD	Median	EGRP Overall	Mean	STD	Median	
2/4 (50.00%)	1.00	0.00	1.00	890	1.00	0.00	1.00	




**2 - The goal of evaluations is to help instructors identify which aspects of the course are most effective and which aspects could be productively changed. Please do your best to focus on the course components and learning environment, and avoid superficial comments that are not relevant to the learning environment (for example, comments about the appearance of the instructors or personal attacks are not helpful or appropriate).**

Response Option	Weight	Frequency	Percent	Percent Responses	Means			
I will do my best to be constructive.	(1)	2	100.00%					
					0	25	50	100
					Question	EGRP Overall		
Response Rate	Mean	STD	Median	EGRP Overall	Mean	STD	Median	
2/4 (50.00%)	1.00	0.00	1.00	899	1.00	0.00	1.00	





**3 - Prior research has identified biases in course evaluations related to instructor gender, age, race, ethnicity, sexuality, or other aspects of identity. Keep this in mind when reflecting on your course experience, and do your best to minimize the influence of any particular instructor identities on your evaluation.**

Response Option	Weight	Frequency	Percent	Percent Responses	Means			
I will do my best to avoid potential biases.	(1)	2	100.00%					
					0	25	50	100
					Question	EGRP Overall		
Response Rate	Mean	STD	Median	EGRP Overall	Mean	STD	Median	
2/4 (50.00%)	1.00	0.00	1.00	902	1.00	0.00	1.00	

**4 - When answering questions that refer to "learning," please consider the relevant aspects of learning that are specific to this course (for example, acquisition of skills and methodology, retention of course content, new ways of thinking, or anything else that the course offered).**

Response Option	Weight	Frequency	Percent	Percent Responses	Means			
I understand.	(1)	2	100.00%					
					0	25	50	100
					Question	EGRP Overall		
Response Rate	Mean	STD	Median	EGRP Overall	Mean	STD	Median	
2/4 (50.00%)	1.00	0.00	1.00	895	1.00	0.00	1.00	

**5 - Overall Appraisal Give an overall rating for the quality of this course (e.g., content, structure, approach, educational value).**

Response Option	Weight	Frequency	Percent	Percent Responses	Means			
Very poor	(1)	0	0.00%		 			
Poor	(2)	1	50.00%					
Adequate	(3)	1	50.00%					
Good	(4)	0	0.00%					
Excellent	(5)	0	0.00%					
					0	25	50	100
					Question	EGRP Overall		
Response Rate	Mean	STD	Median	EGRP Overall	Mean	STD	Median	
2/4 (50.00%)	2.50	0.71	2.50	904	4.20	0.93	4.00	

# Duke University - Course Evaluations

## Pratt EGRP Course Evaluations - Spring 2024

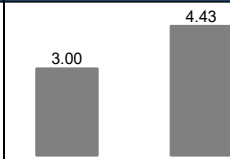
**Course:** EGRMGMT-556-02: ENGINEERING MANAGEMT PRACTICUM.EGRMGMT-556-02.  
**Instructor:** Joseph Holmes \*  
**Response Rate:** 2/4 (50.00 %)

### 6 - Please elaborate on your impressions of the quality of the course.

**Response Rate** 1/4 (25%)

• One main reason I chose this course over other electives is the fact that this provides me an opportunity to work with a corporate team/leader. Our client ghosted us for a month after the initial kick-off meeting. We spent that month doing what we believed was expected from us, without having any idea if that was what we were supposed to do. We could only get in touch with the client when we had less than half a semester. This could have been a much better experience if the client or someone from the client's company had been present to coordinate with us through the semester.


### 7 - Give an overall rating for quality of the instructor, Joseph Holmes (e.g., presentation, knowledge, fairness, responsiveness). -

Response Option	Weight	Frequency	Percent	Percent Responses	Means			
Very poor	(1)	0	0.00%					
Poor	(2)	0	0.00%					
Adequate	(3)	2	100.00%	██████████				
Good	(4)	0	0.00%					
Excellent	(5)	0	0.00%					
0 25 50 100					Question	EGRP Overall		
<b>Response Rate</b>	<b>Mean</b>	<b>STD</b>	<b>Median</b>	<b>EGRP Overall</b>	<b>Mean</b>	<b>STD</b>	<b>Median</b>	
2/4 (50.00%)	3.00	0.00	3.00	1067	4.43	0.86	5.00	

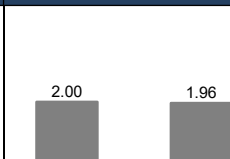
### 8 - Please elaborate on your impressions of the quality of the instructor, Joseph Holmes. -

**Response Rate** 0/4 (0%)

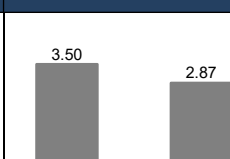
### 9 - Would you recommend this faculty member, Joseph Holmes, for a Pratt Teaching Award? -

Response Option	Weight	Frequency	Percent	Percent Responses	Means			
Yes	(1)	0	0.00%					
No	(2)	1	100.00%	██████████				
0 25 50 100					Question	EGRP Overall		
<b>Response Rate</b>	<b>Mean</b>	<b>STD</b>	<b>Median</b>	<b>EGRP Overall</b>	<b>Mean</b>	<b>STD</b>	<b>Median</b>	
1/4 (25.00%)	2.00	0.00	2.00	1036	1.34	0.47	1.00	

### 10 - Self-EvaluationHow many hours per week, on average, did you spend outside of scheduled class (including labs) on this course?

Response Option	Weight	Frequency	Percent	Percent Responses	Means			
3-6 hours per week	(1)	0	0.00%					
6-9 hours per week	(2)	2	100.00%	██████████				
9-12 hours per week	(3)	0	0.00%					
12-15 hours per week	(4)	0	0.00%					
15+ hours per week	(5)	0	0.00%					
0 25 50 100					Question	EGRP Overall		
<b>Response Rate</b>	<b>Mean</b>	<b>STD</b>	<b>Median</b>	<b>EGRP Overall</b>	<b>Mean</b>	<b>STD</b>	<b>Median</b>	
2/4 (50.00%)	2.00	0.00	2.00	896	1.96	1.09	2.00	

### 11 - How difficult was this course for you?

Response Option	Weight	Frequency	Percent	Percent Responses	Means			
Very low difficulty	(1)	0	0.00%					
Low difficulty	(2)	0	0.00%					
Moderate difficulty	(3)	1	50.00%	██████████				
High difficulty	(4)	1	50.00%	██████████				
Very high difficulty	(5)	0	0.00%					
0 25 50 100					Question	EGRP Overall		
<b>Response Rate</b>	<b>Mean</b>	<b>STD</b>	<b>Median</b>	<b>EGRP Overall</b>	<b>Mean</b>	<b>STD</b>	<b>Median</b>	
2/4 (50.00%)	3.50	0.71	3.50	901	2.87	0.96	3.00	

# Duke University - Course Evaluations



## Pratt EGRP Course Evaluations - Spring 2024

**Course:** EGRMGMT-556-02: ENGINEERING MANAGEMT PRACTICUM.EGRMGMT-556-02.



**Instructor:** Joseph Holmes \*

**Response Rate:** 2/4 (50.00 %)



### 12 - What level of critical thinking did this course require?

Response Option	Weight	Frequency	Percent	Percent Responses	Means			
Very low	(1)	0	0.00%					
Low	(2)	0	0.00%					
Moderate	(3)	0	0.00%					
High	(4)	2	100.00%					
Very high	(5)	0	0.00%					
				02550100	Question	EGRP Overall		
Response Rate	Mean	STD	Median	EGRP Overall		Mean	STD	Median
2/4 (50.00%)	4.00	0.00	4.00	899		3.51	1.04	4.00



### 13 - What was your interest level in this course topic at the beginning of the semester?

Response Option	Weight	Frequency	Percent	Percent Responses	Means			
Very low	(1)	0	0.00%					
Low	(2)	0	0.00%					
Moderate	(3)	0	0.00%					
High	(4)	1	50.00%					
Very high	(5)	1	50.00%					
				02550100	Question	EGRP Overall		
Response Rate	Mean	STD	Median	EGRP Overall		Mean	STD	Median
2/4 (50.00%)	4.50	0.71	4.50	900		3.57	1.05	4.00

### 14 - What is your interest level in this course topic now?

Response Option	Weight	Frequency	Percent	Percent Responses	Means				
Very low	(1)	0	0.00%						
Low	(2)	1	50.00%						
Moderate	(3)	1	50.00%						
High	(4)	0	0.00%						
Very high	(5)	0	0.00%						
				02550100	Question	EGRP Overall			
Response Rate		Mean	STD	Median	EGRP Overall		Mean	STD	Median
2/4 (50.00%)		2.50	0.71	2.50	900		3.68	1.12	4.00

### 15 - How often did you attend class (either live or asynchronously)?



Response Option	Weight	Frequency	Percent	Percent Responses	Means			
More than 95% of the time	(1)	2	100.00%					
85-95% of the time	(2)	0	0.00%					
75-85% of the time	(3)	0	0.00%					
50-75% of the time	(4)	0	0.00%					
0-50% of the time	(5)	0	0.00%					
				02550100	Question	EGRP Overall		
Response Rate	Mean	STD	Median	EGRP Overall		Mean	STD	Median
2/4 (50.00%)	1.00	0.00	1.00	899		1.28	0.66	1.00

# Duke University - Course Evaluations

## Pratt EGRP Course Evaluations - Spring 2024


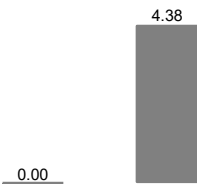
**Course:** EGRMGMT-556-02: ENGINEERING MANAGEMT PRACTICUM.EGRMGMT-556-02.  
**Instructor:** Joseph Holmes \*  
**Response Rate:** 2/4 (50.00 %)

### 16 - What grade do you expect to receive in this class?

Response Option	Weight	Frequency	Percent	Percent Responses	Means			
A	(1)	2	100.00%					
B	(2)	0	0.00%					
C	(3)	0	0.00%					
F	(4)	0	0.00%					
Other	(5)	0	0.00%					
				0 25 50 100	Question	EGRP Overall		
Response Rate	Mean	STD	Median	EGRP Overall		Mean	STD	Median
2/4 (50.00%)	1.00	0.00	1.00	896		1.21	0.70	1.00


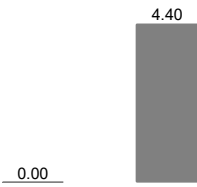
### 17 - Appraisal of Learning

The readings supported the objectives of this course.

Response Option	Weight	Frequency	Percent	Percent Responses	Means			
Strongly agree	(5)	0	0.00%					
Agree	(4)	0	0.00%					
Neutral	(3)	0	0.00%					
Disagree	(2)	0	0.00%					
Strongly disagree	(1)	0	0.00%					
N/A	(0)	2	100.00%		0.00			
				0 25 50 100	Question	EGRP Overall		
Response Rate	Mean	STD	Median	EGRP Overall		Mean	STD	Median
2/4 (50.00%)	0.00	0.00	0.00	887		4.38	0.86	5.00


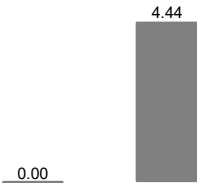
### 17 - Appraisal of Learning

The assignments and projects supported the objectives of this course.

Response Option	Weight	Frequency	Percent	Percent Responses	Means			
Strongly agree	(5)	0	0.00%					
Agree	(4)	0	0.00%					
Neutral	(3)	0	0.00%					
Disagree	(2)	0	0.00%					
Strongly disagree	(1)	0	0.00%					
N/A	(0)	2	100.00%		0.00			
				0 25 50 100	Question	EGRP Overall		
Response Rate	Mean	STD	Median	EGRP Overall		Mean	STD	Median
2/4 (50.00%)	0.00	0.00	0.00	887		4.40	0.89	5.00

### 17 - Appraisal of Learning

The class discussions and/or lectures supported the objectives of this course.

Response Option	Weight	Frequency	Percent	Percent Responses	Means			
Strongly agree	(5)	0	0.00%					
Agree	(4)	0	0.00%					
Neutral	(3)	0	0.00%					
Disagree	(2)	0	0.00%					
Strongly disagree	(1)	0	0.00%					
N/A	(0)	2	100.00%		0.00			
				0 25 50 100	Question	EGRP Overall		
Response Rate	Mean	STD	Median	EGRP Overall		Mean	STD	Median
2/4 (50.00%)	0.00	0.00	0.00	885		4.44	0.84	5.00



# Duke University - Course Evaluations

## Pratt EGRP Course Evaluations - Spring 2024

**Course:** EGRMGMT-556-02: ENGINEERING MANAGEMT PRACTICUM.EGRMGMT-556-02.  
**Instructor:** Joseph Holmes \*  
**Response Rate:** 2/4 (50.00 %)

### 17 - Appraisal of Learning

I would recommend this course to future students.

Response Option	Weight	Frequency	Percent	Percent Responses	Means						
Strongly agree	(5)	0	0.00%								
Agree	(4)	0	0.00%								
Neutral	(3)	0	0.00%								
Disagree	(2)	1	50.00%								
Strongly disagree	(1)	1	50.00%								
N/A	(0)	0	0.00%								
				0	25	50	100	Question	EGRP Overall		
Response Rate		Mean	STD	Median	EGRP Overall		Mean	STD	Median		
2/4 (50.00%)		1.50	0.71	1.50	886		4.21	1.09	5.00		


### 17 - Appraisal of Learning

The evaluation method (exams, homework, etc.) matched the objectives and content for the course.

Response Option	Weight	Frequency	Percent	Percent Responses	Means				
Strongly agree	(5)	0	0.00%	<div><div></div></div>	<div><div>4.32</div><div></div><div>0.00</div></div>				
Agree	(4)	0	0.00%						
Neutral	(3)	0	0.00%						
Disagree	(2)	0	0.00%						
Strongly disagree	(1)	0	0.00%						
N/A	(0)	2	100.00%	<div><div></div></div>					
				02550100	Question	EGRP Overall			
Response Rate		Mean	STD	Median	EGRP Overall		Mean	STD	Median
2/4 (50.00%)		0.00	0.00	0.00	886		4.32	0.92	5.00

### 17 - Appraisal of Learning

The evaluation method (exams, homework, etc.) for this course was fair.

Response Option	Weight	Frequency	Percent	Percent Responses	Means				
Strongly agree	(5)	0	0.00%						
Agree	(4)	0	0.00%						
Neutral	(3)	0	0.00%						
Disagree	(2)	0	0.00%						
Strongly disagree	(1)	0	0.00%						
N/A	(0)	2	100.00%						
				02550100	Question	EGRP Overall			
Response Rate		Mean	STD	Median	EGRP Overall		Mean	STD	Median
2/4 (50.00%)		0.00	0.00	0.00	886		4.31	0.96	5.00

### 18 - Open-Ended QuestionsWhat parts of the class were most useful for you? Why?

**Response Rate** 0/4 (0%)

### 19 - What parts of the class were least useful for you? Why?

**Response Rate** 0/4 (0%)

Duke University - Course Evaluations  
Pratt EGRP Course Evaluations - Spring 2024

**Course:** EGRMGMT-556-02: ENGINEERING MANAGEMT PRACTICUM.EGRMGMT-556-02.  
**Instructor:** Joseph Holmes \*  
**Response Rate:** 2/4 (50.00 %)

20 - Please add any additional comments or suggestions for improving the learning experience in this course.

Response Rate	1/4 (25%)
<p>• Students pay a hefty fee to any course with an expectation to learn something valuable from it. While a faculty cannot control how much a student is able to learn, they should be responsible to ensure basic facilitation. As this is a practicum course, faculty should take the responsibility to ensure a sponsor commits to structured project, minimum time and collaboration during the semester, so that the students gain something out of the experience. Our client ghosted us for a month after the kick-off call without providing a clear ask or direction. We were able to define a clear goal and execution plan for the project with only one month left in the semester. Before that, we were left unguided doing research without knowing if that is what the client wants, is that even useful to them. You can say that this is how it is in real life. But in real life, consultants are paid to do the job, here we are paying. We expect some learning in return. Faculty should ensure commitment from sponsor before onboarding them. We could have taken another course with ensured learnings instead. Also, after offering this course for many years, by now you should be aware of the fact that there will be free-riding students who will not contribute much to the project, and only enroll to CPP to fill in work experience in their resume. Even after these many years, why haven't you found a way to filter out such students or hold everyone who has enrolled accountable? This is a purely practicum course with no other class work. When free riders are present in a team, it increases the burden on other teammates. Even worse is when the free-riders commit to a task and do not do it on time, spoiling the image of everyone in the team before the client. Please enhance your selection criteria or at least introduce a periodic peer-feedback to keep everyone accountable.</p>	