



Duke University - Trinity and Pratt Undergraduate Programs
Pratt EGRP Course Evaluations - Fall 2022

Course: EGRMGMT-585-01: FUNDAMENTALS OF DATA SCIENCE.EGRMGMT-585-01.
Instructor: Louis Egger *
Response Rate: 22/37 (59.46 %)


1 - Thank you for completing an evaluation. Your constructive comments and ratings will be helpful to the faculty for improving this course for future students, helpful to the Duke administration for faculty promotion and awarding teaching-based recognitions, and helpful to other students considering enrolling in this course.

Response Option	Weight	Frequency	Percent	Percent Responses	Means
I understand the purpose of course evaluations.	(1)	22	100.00%		
				0 25 50 100	
Response Rate					
22/37 (59.46%)					


2 - The goal of evaluations is to help instructors identify which aspects of the course are most effective and which aspects could be productively changed. Please do your best to focus on the course components and learning environment, and avoid superficial comments that are not relevant to the learning environment (for example, comments about the appearance of the instructors or personal attacks are not helpful or appropriate).

Response Option	Weight	Frequency	Percent	Percent Responses	Means
I will do my best to be constructive.	(1)	22	100.00%		
				0 25 50 100	
Response Rate					
22/37 (59.46%)					







3 - Prior research has identified biases in course evaluations related to instructor gender, age, race, ethnicity, sexuality, or other aspects of identity. Keep this in mind when reflecting on your course experience, and do your best to minimize the influence of any particular instructor identities on your evaluation.

Response Option	Weight	Frequency	Percent	Percent Responses	Means
I will do my best to avoid potential biases.	(1)	22	100.00%		
				0 25 50 100	
Response Rate					
22/37 (59.46%)					

4 - When answering questions that refer to "learning," please consider the relevant aspects of learning that are specific to this course (for example, acquisition of skills and methodology, retention of course content, new ways of thinking, or anything else that the course offered).

Response Option	Weight	Frequency	Percent	Percent Responses	Means
I understand.	(1)	22	100.00%		
				0 25 50 100	
Response Rate					
22/37 (59.46%)					

5 - Overall Appraisal Give an overall rating for the quality of this course (e.g., content, structure, approach, educational value).

Response Option	Weight	Frequency	Percent	Percent Responses	Means						
Very poor	(1)	1	4.55%								
Poor	(2)	1	4.55%								
Adequate	(3)	5	22.73%								
Good	(4)	5	22.73%								
Excellent	(5)	10	45.45%								
				0 25 50 100	Question Department All Masters Courses						
Response Rate	Mean	STD	Median	Department	Mean	STD	Median	All Masters Courses	Mean	STD	Median
22/37 (59.46%)	4.00	1.15	4.00	1403	4.17	0.96	4.00	1583	4.16	0.97	4.00

Duke University - Trinity and Pratt Undergraduate Programs

Pratt EGRP Course Evaluations - Fall 2022

Course: EGRMGMT-585-01: FUNDAMENTALS OF DATA SCIENCE.EGRMGMT-585-01.
Instructor: Louis Egger *
Response Rate: 22/37 (59.46 %)

6 - Please elaborate on your impressions of the quality of the course.

Response Rate 16/37 (43.24%)

- The course is well-designed. The content is very interesting and useful.
- Professor tries to link the course with real-life examples and data which is the highlight of this course.
- The homework and exams do not reflect the lectures
- Leading me to the fundamental of data science.
- The overall quality is good. The course introduced many data science related concepts and models, explained each of them clearly in an understandable way with examples.
- I don't think the lectures are intuitive enough for assignments/exams
- Very well-planned course with all relevant topics
- Very high quality! My favorite course. Professor explained every confusing terms clear and makes them easy to understand
- The course covered a huge amount of material, that's why I think not all the parts were properly explained. I would limit the scope of the material and focus more on th emost important aspects.
- I had been to the initial few classes alone and enjoyed it
- The course was everything i expected, giving me all the fundamentals for data science
- Rigorous course that lives up to its promise of equipping engineering management students with the foundational knowledge of data science. Offers a steep learning curve that's immensely beneficial.
- GOOD
- I really interested in this course!!!! All the content are so important for me and I worked really hard and I tried my best to understand all the content and I also searched for further related knowledge. But I still did not get high score in exams.
- The course has a very vast syllabus.
- The course does well to teach fundamentals with working in excel

7 - Give an overall rating for quality of the instructor (e.g., presentation, knowledge, fairness, responsiveness).

Louis Egger

Response Option	Weight	Frequency	Percent	Percent Responses	Means						
Very poor	(1)	0	0.00%			4.32	4.32	4.31			
Poor	(2)	0	0.00%								
Adequate	(3)	4	18.18%	■							
Good	(4)	7	31.82%	■							
Excellent	(5)	11	50.00%	■							
					0	25	50	100	Question	Department	All Masters Courses
Response Rate	Mean	STD	Median	Department	Mean	STD	Median	All Masters Courses	Mean	STD	Median
22/37 (59.46%)	4.32	0.78	4.50	1617	4.32	0.88	5.00	1797	4.31	0.90	5.00

Duke University - Trinity and Pratt Undergraduate Programs

Pratt EGRP Course Evaluations - Fall 2022

Course: EGRMGMT-585-01: FUNDAMENTALS OF DATA SCIENCE.EGRMGMT-585-01.
Instructor: Louis Egger *
Response Rate: 22/37 (59.46%)

8 - Please elaborate on your impressions of the quality of the instructor.

Louis Egger

Response Rate 15/37 (40.54%)

- The professor is highly knowledgeable and an incredibly kind person. He can teach theories truly in-depth and clearly. A really wise instructor. His teaching is definitely one of the highest!
- Professor's class is really engaging. He is very considerate in grades. He takes out time during office hours to clear the doubts of students. He is very creative in testing students on various concepts.
- Good data scientist but not a good teacher
- Professor is very professional
- The quality of the instructor is good. Everything was clearly shown and explained in the lectures.
- He is ok. The course is too difficult for me but it's probably my problem.
- Amazing professor who has the ability to teach high-level concepts with ease
- I like professor Daniel so much! He is patient and always has great ways to let student understand the models
- Prof. Egger is a good presenter and is very knowledgeable. However, sometimes he assumes that students know more than they actually do, consider it is an introductory course.
- Prof. Egger put in a lot of effort
- Daniel was a great instructor, i liked how he has his own twist on all the topics, making sure we understand the key concepts in practical ways that applied to data science, rather than just off a textbook.
- Prof. Egger keeps the best interest of students in mind and definitely amongst the best faculty here at Duke.
- ORGANIZED
- Professor Egger has an amazing understanding of the subject and he tries to explain the concepts in a very efficient manner.
- Very knowledgeable about subject matter and conveying content

9 - Would you recommend this faculty member for a Pratt Teaching Award?

Louis Egger

Response Option	Weight	Frequency	Percent	Percent Responses	Means							
Yes	(1)	14	63.64%		1.36	1.31	1.33					
No	(2)	8	36.36%									
					0	25	50	100	Question	Department	All Masters Courses	
Response Rate	Mean	STD	Median	Department	Mean	STD	Median	All Masters Courses	Mean	STD	Median	
22/37 (59.46%)	1.36	0.49	1.00	1578	1.31	0.46	1.00	1751	1.33	0.47	1.00	

- He is a unique instructor that teaches in-depth knowledge. It is not easy and unusual for an instructor to spend so much commitment into teaching!
- Engaging classes and office hours
- Very intelligent teacher who only aspires to help students understand the importance of data in today's world
- It is a time consuming course =, would highly suggest folks to take it in the first semester
- Daniel has demonstrated great teaching skills, being able to explain difficult concepts in easy to understand ways
- Data Science isn't an easy topic. And teaching it to a class that comes from diverse backgrounds (mathematical/non-mathematical) makes it harder to teach the subject. Prof. Egger overcomes this obstacle through astute teaching methodology. Moreover, he's welcoming and ensures no student is left with confusion of any sorts.
- He tries to inculcate critical and insightful thinking in his students.

10 - Self-EvaluationHow many hours per week, on average, did you spend outside of scheduled class (including labs) on this course?

Response Option	Weight	Frequency	Percent	Percent Responses	Means							
3-6 hours per week	(1)	5	22.73%		2.68	1.94	1.98					
6-9 hours per week	(2)	6	27.27%									
9-12 hours per week	(3)	5	22.73%									
12-15 hours per week	(4)	3	13.64%									
15+ hours per week	(5)	3	13.64%									
					0	25	50	100	Question	Department	All Masters Courses	
Response Rate	Mean	STD	Median	Department	Mean	STD	Median	All Masters Courses	Mean	STD	Median	
22/37 (59.46%)	2.68	1.36	2.50	1392	1.94	1.02	2.00	1572	1.98	1.04	2.00	

Duke University - Trinity and Pratt Undergraduate Programs
Pratt EGRP Course Evaluations - Fall 2022

Course: EGRMGMT-585-01: FUNDAMENTALS OF DATA SCIENCE.EGRMGMT-585-01.
Instructor: Louis Egger *
Response Rate: 22/37 (59.46%)

11 - How difficult was this course for you?												
Response Option		Weight	Frequency	Percent	Percent Responses	Means						
Very low difficulty		(1)	0	0.00%								
Low difficulty		(2)	0	0.00%								
Moderate difficulty		(3)	10	45.45%								
High difficulty		(4)	10	45.45%								
Very high difficulty		(5)	2	9.09%								
						0	25	50	100	Question	Department	All Masters Courses
Response Rate	Mean	STD	Median	Department	Mean	STD	Median	All Masters Courses	Mean	STD	Median	
22/37 (59.46%)	3.64	0.66	4.00	1401	2.94	0.91	3.00	1579	2.95	0.92	3.00	

12 - What level of critical thinking did this course require?												
Response Option		Weight	Frequency	Percent	Percent Responses	Means						
Very low		(1)	0	0.00%								
Low		(2)	1	4.55%								
Moderate		(3)	5	22.73%								
High		(4)	12	54.55%								
Very high		(5)	4	18.18%								
						0	25	50	100	Question	Department	All Masters Courses
Response Rate	Mean	STD	Median	Department	Mean	STD	Median	All Masters Courses	Mean	STD	Median	
22/37 (59.46%)	3.86	0.77	4.00	1400	3.61	1.04	4.00	1579	3.59	1.03	4.00	

13 - What was your interest level in this course topic at the beginning of the semester?												
Response Option		Weight	Frequency	Percent	Percent Responses	Means						
Very low		(1)	0	0.00%								
Low		(2)	2	9.09%								
Moderate		(3)	6	27.27%								
High		(4)	11	50.00%								
Very high		(5)	3	13.64%								
						0	25	50	100	Question	Department	All Masters Courses
Response Rate	Mean	STD	Median	Department	Mean	STD	Median	All Masters Courses	Mean	STD	Median	
22/37 (59.46%)	3.68	0.84	4.00	1403	3.57	1.04	4.00	1583	3.54	1.04	4.00	

14 - What is your interest level in this course topic now?												
Response Option		Weight	Frequency	Percent	Percent Responses	Means						
Very low		(1)	1	4.76%								
Low		(2)	2	9.52%								
Moderate		(3)	4	19.05%								
High		(4)	6	28.57%								
Very high		(5)	8	38.10%								
						0	25	50	100	Question	Department	All Masters Courses
Response Rate	Mean	STD	Median	Department	Mean	STD	Median	All Masters Courses	Mean	STD	Median	
21/37 (56.76%)	3.86	1.20	4.00	1404	3.79	1.11	4.00	1584	3.76	1.12	4.00	

Duke University - Trinity and Pratt Undergraduate Programs

Pratt EGRP Course Evaluations - Fall 2022

Course: EGRMGMT-585-01: FUNDAMENTALS OF DATA SCIENCE.EGRMGMT-585-01.
Instructor: Louis Egger *
Response Rate: 22/37 (59.46 %)

15 - How often did you attend class (either live or asynchronously)?												
Response Option		Weight	Frequency	Percent	Percent Responses	Means						
More than 95% of the time		(5)	18	81.82%		4.77	4.71	4.73				
85-95% of the time		(4)	3	13.64%								
75-85% of the time		(3)	1	4.55%								
50-75% of the time		(2)	0	0.00%								
0-50% of the time		(1)	0	0.00%								
						0	25	50	100	Question	Department	All Masters Courses
Response Rate	Mean	STD	Median	Department	Mean	STD	Median	All Masters Courses	Mean	STD	Median	
22/37 (59.46%)	4.77	0.53	5.00	1403	4.71	0.69	5.00	1582	4.73	0.67	5.00	

16 - What grade do you expect to receive in this class?												
Response Option		Weight	Frequency	Percent	Percent Responses	Means						
A		(4)	18	81.82%		3.81	3.88	3.86				
B		(3)	2	9.09%								
C		(2)	1	4.55%								
F		(1)	0	0.00%								
Other		(0)	1	4.55%								
						0	25	50	100	Question	Department	All Masters Courses
Response Rate	Mean	STD	Median	Department	Mean	STD	Median	All Masters Courses	Mean	STD	Median	
22/37 (59.46%)	3.81	0.51	4.00	1401	3.88	0.34	4.00	1576	3.86	0.37	4.00	

17 - Appraisal of Learning												
The readings supported the objectives of this course.												
Response Option		Weight	Frequency	Percent	Percent Responses	Means						
Strongly agree		(5)	10	45.45%		4.32	4.39	4.40				
Agree		(4)	9	40.91%								
Neutral		(3)	3	13.64%								
Disagree		(2)	0	0.00%								
Strongly disagree		(1)	0	0.00%								
N/A		(0)	0	0.00%								
						0	25	50	100	Question	Department	All Masters Courses
Response Rate	Mean	STD	Median	Department	Mean	STD	Median	All Masters Courses	Mean	STD	Median	
22/37 (59.46%)	4.32	0.72	4.00	1401	4.39	0.82	5.00	1579	4.40	0.80	5.00	

17 - Appraisal of Learning												
The assignments and projects supported the objectives of this course.												
Response Option		Weight	Frequency	Percent	Percent Responses	Means						
Strongly agree		(5)	10	45.45%		4.27	4.40	4.40				
Agree		(4)	8	36.36%								
Neutral		(3)	4	18.18%								
Disagree		(2)	0	0.00%								
Strongly disagree		(1)	0	0.00%								
N/A		(0)	0	0.00%								
						0	25	50	100	Question	Department	All Masters Courses
Response Rate	Mean	STD	Median	Department	Mean	STD	Median	All Masters Courses	Mean	STD	Median	
22/37 (59.46%)	4.27	0.77	4.00	1390	4.40	0.87	5.00	1569	4.40	0.86	5.00	

Duke University - Trinity and Pratt Undergraduate Programs
Pratt EGRP Course Evaluations - Fall 2022

Course: EGRMGMT-585-01: FUNDAMENTALS OF DATA SCIENCE.EGRMGMT-585-01.
Instructor: Louis Egger *
Response Rate: 22/37 (59.46 %)

17 - Appraisal of Learning												
The class discussions and/or lectures supported the objectives of this course.												
Response Option		Weight	Frequency	Percent	Percent Responses	Means						
Strongly agree		(5)	9	40.91%								
Agree		(4)	11	50.00%								
Neutral		(3)	1	4.55%								
Disagree		(2)	1	4.55%								
Strongly disagree		(1)	0	0.00%								
N/A		(0)	0	0.00%								
					0 25 50 100	Question	Department	All Masters Courses				
Response Rate	Mean	STD	Median	Department	Mean	STD	Median	All Masters Courses	Mean	STD	Median	
22/37 (59.46%)	4.27	0.77	4.00	1398	4.38	0.86	5.00	1577	4.38	0.86	5.00	

17 - Appraisal of Learning												
I would recommend this course to future students.												
Response Option		Weight	Frequency	Percent	Percent Responses	Means						
Strongly agree		(5)	10	45.45%								
Agree		(4)	7	31.82%								
Neutral		(3)	4	18.18%								
Disagree		(2)	1	4.55%								
Strongly disagree		(1)	0	0.00%								
N/A		(0)	0	0.00%								
					0 25 50 100	Question	Department	All Masters Courses				
Response Rate	Mean	STD	Median	Department	Mean	STD	Median	All Masters Courses	Mean	STD	Median	
22/37 (59.46%)	4.18	0.91	4.00	1392	4.23	1.06	5.00	1570	4.21	1.08	5.00	

17 - Appraisal of Learning												
The evaluation method (exams, homework, etc.) matched the objectives and content for the course.												
Response Option		Weight	Frequency	Percent	Percent Responses	Means						
Strongly agree		(5)	9	40.91%								
Agree		(4)	9	40.91%								
Neutral		(3)	3	13.64%								
Disagree		(2)	1	4.55%								
Strongly disagree		(1)	0	0.00%								
N/A		(0)	0	0.00%								
					0 25 50 100	Question	Department	All Masters Courses				
Response Rate	Mean	STD	Median	Department	Mean	STD	Median	All Masters Courses	Mean	STD	Median	
22/37 (59.46%)	4.18	0.85	4.00	1394	4.28	0.95	5.00	1572	4.28	0.95	5.00	

Duke University - Trinity and Pratt Undergraduate Programs

Pratt EGRP Course Evaluations - Fall 2022

Course: EGRMGMT-585-01: FUNDAMENTALS OF DATA SCIENCE.EGRMGMT-585-01.
Instructor: Louis Egger *
Response Rate: 22/37 (59.46 %)

17 - Appraisal of Learning

The evaluation method (exams, homework, etc.) for this course was fair.

Response Option	Weight	Frequency	Percent	Percent Responses	Means							
Strongly agree	(5)	8	36.36%			4.05	4.28	4.26				
Agree	(4)	9	40.91%									
Neutral	(3)	3	13.64%									
Disagree	(2)	2	9.09%									
Strongly disagree	(1)	0	0.00%									
N/A	(0)	0	0.00%									
					0	25	50	100	Question	Department	All Masters Courses	
Response Rate	Mean	STD	Median	Department	Mean	STD	Median	All Masters Courses	Mean	STD	Median	
22/37 (59.46%)	4.05	0.95	4.00	1387	4.28	0.96	5.00	1565	4.26	0.98	5.00	

18 - Open-Ended Questions What parts of the class were most useful for you? Why?

Response Rate 11/37 (29.73%)

- Problem sets and Excel in-class demos were really effective and useful for me.
- Homework
- The idea of linear regression is the most useful part for me because it is very practical.
- I believe the whole course is very useful for me, because I never had data science classes before, but I believe it will be a powerful tool in my future career.
- n/a
- Assignments and in-class demos
- The confusion matrix and the logistic regression. Frequently used in modeling
- The topics about statistics and methods of data analysis (first part of the course) were most useful for me
- In person lectures. They were engaging and the content was great.
- Everything. There's nothing that wasn't useful.
- the assignments.

19 - What parts of the class were least useful for you? Why?

Response Rate 9/37 (24.32%)

- None
- Lectures
- Some of the knowledge is too difficult to understand and are not practical when applied to real-life.
- n/a
- NA
- The neural network part. Because the concepts are really hard to learn. Still fell very confused about those models and theories
- Second part of the course (time series, pagerank). I would rather spend more time on the first part of the course.
- nil
- Not applicable.

20 - Please add any additional comments or suggestions for improving the learning experience in this course.

Response Rate 8/37 (21.62%)

- The Closed-book exam makes the course more challenging, while the second part of the open-book test helps us to apply the concepts effectively.
- The professor could increase the relationship between course material and homework.
- Some questions in the homeworks makes no sense. I would hope the instructor make homework questions more rigorous and comprehensible.
- NA
- The homeworks assigned were usually confusing and needed a lot of help from the TA. I would prefer to have some problems solved in class and have very similar assigned as a homework.
- nil
- Great job with the way it's currently structured. I don't see the need for suggestions at the moment.
- The course material and amount is a bit dense for one semester , it can feel that the course is burning you out during the semester.

Duke University - Trinity and Pratt Undergraduate Programs
Pratt EGRP Course Evaluations - Fall 2022

Course: EGRMGMT-585-01: FUNDAMENTALS OF DATA SCIENCE.EGRMGMT-585-01.
Instructor: Louis Egger *
Response Rate: 22/37 (59.46 %)

Mean of Means Calculations	Mean	Department	All Masters Courses	
Appraisal of Learning	4.21	4.33	4.32	
Course and Instructor Quality	4.16	4.25	4.23	

Duke University - Trinity and Pratt Undergraduate Programs
Pratt EGRP Course Evaluations - Fall 2022

Course: EGRMGMT-585-02: FUNDAMENTALS OF DATA SCIENCE.EGRMGMT-585-02.
Instructor: Louis Egger *
Response Rate: 2/3 (66.67 %)

1 - Thank you for completing an evaluation. Your constructive comments and ratings will be helpful to the faculty for improving this course for future students, helpful to the Duke administration for faculty promotion and awarding teaching-based recognitions, and helpful to other students considering enrolling in this course.

Response Option	Weight	Frequency	Percent	Percent Responses	Means
I understand the purpose of course evaluations.	(1)	2	100.00%		
				0 25 50 100	
Response Rate					
2/3 (66.67%)					

2 - The goal of evaluations is to help instructors identify which aspects of the course are most effective and which aspects could be productively changed. Please do your best to focus on the course components and learning environment, and avoid superficial comments that are not relevant to the learning environment (for example, comments about the appearance of the instructors or personal attacks are not helpful or appropriate).

Response Option	Weight	Frequency	Percent	Percent Responses	Means
I will do my best to be constructive.	(1)	2	100.00%		
				0 25 50 100	
Response Rate					
2/3 (66.67%)					

3 - Prior research has identified biases in course evaluations related to instructor gender, age, race, ethnicity, sexuality, or other aspects of identity. Keep this in mind when reflecting on your course experience, and do your best to minimize the influence of any particular instructor identities on your evaluation.

Response Option	Weight	Frequency	Percent	Percent Responses	Means
I will do my best to avoid potential biases.	(1)	2	100.00%		
				0 25 50 100	
Response Rate					
2/3 (66.67%)					

4 - When answering questions that refer to "learning," please consider the relevant aspects of learning that are specific to this course (for example, acquisition of skills and methodology, retention of course content, new ways of thinking, or anything else that the course offered).

Response Option	Weight	Frequency	Percent	Percent Responses	Means
I understand.	(1)	2	100.00%		
				0 25 50 100	
Response Rate					
2/3 (66.67%)					

5 - Overall Appraisal Give an overall rating for the quality of this course (e.g., content, structure, approach, educational value).

Response Option	Weight	Frequency	Percent	Percent Responses	Means						
Very poor	(1)	0	0.00%								
Poor	(2)	0	0.00%								
Adequate	(3)	0	0.00%								
Good	(4)	1	50.00%								
Excellent	(5)	1	50.00%								
				0 25 50 100	Question Department All Masters Courses						
Response Rate	Mean	STD	Median	Department	Mean	STD	Median	All Masters Courses	Mean	STD	Median
2/3 (66.67%)	4.50	0.71	4.50	1403	4.17	0.96	4.00	1583	4.16	0.97	4.00

Duke University - Trinity and Pratt Undergraduate Programs

Pratt EGRP Course Evaluations - Fall 2022

Course: EGRMGMT-585-02: FUNDAMENTALS OF DATA SCIENCE.EGRMGMT-585-02.
Instructor: Louis Egger *
Response Rate: 2/3 (66.67 %)

6 - Please elaborate on your impressions of the quality of the course.

Response Rate 1/3 (33.33%)

• I appreciated that this course was treated as an overview of relevant data science topics without going too deep into technical aspects or coding. I think this is an appropriate approach for an Engineering Management course. It was clear to me as a student that the instructor was committed to delivering content that was tailored to the course's audience.

7 - Give an overall rating for quality of the instructor (e.g., presentation, knowledge, fairness, responsiveness).

Louis Egger

Response Option	Weight	Frequency	Percent	Percent Responses	Means						
Very poor	(1)	0	0.00%			4.50	4.32	4.31			
Poor	(2)	0	0.00%								
Adequate	(3)	0	0.00%								
Good	(4)	1	50.00%	█							
Excellent	(5)	1	50.00%	█							
					0 25 50 100	Question	Department	All Masters Courses			
Response Rate	Mean	STD	Median	Department	Mean	STD	Median	All Masters Courses	Mean	STD	Median
2/3 (66.67%)	4.50	0.71	4.50	1617	4.32	0.88	5.00	1797	4.31	0.90	5.00

8 - Please elaborate on your impressions of the quality of the instructor.

Louis Egger

Response Rate 1/3 (33.33%)

• Professor Egger demonstrates authentic respect for his students while also challenging them to push themselves. He is a very purposeful instructor and is obviously dedicated to his students.

9 - Would you recommend this faculty member for a Pratt Teaching Award?

Louis Egger

Response Option	Weight	Frequency	Percent	Percent Responses	Means						
Yes	(1)	1	50.00%	█		1.50	1.31	1.33			
No	(2)	1	50.00%	█							
					0 25 50 100	Question	Department	All Masters Courses			
Response Rate	Mean	STD	Median	Department	Mean	STD	Median	All Masters Courses	Mean	STD	Median
2/3 (66.67%)	1.50	0.71	1.50	1578	1.31	0.46	1.00	1751	1.33	0.47	1.00

10 - Self-EvaluationHow many hours per week, on average, did you spend outside of scheduled class (including labs) on this course?

Response Option	Weight	Frequency	Percent	Percent Responses	Means						
3-6 hours per week	(1)	1	50.00%	█		2.50	1.94	1.98			
6-9 hours per week	(2)	0	0.00%								
9-12 hours per week	(3)	0	0.00%								
12-15 hours per week	(4)	1	50.00%	█							
15+ hours per week	(5)	0	0.00%								
					0 25 50 100	Question	Department	All Masters Courses			
Response Rate	Mean	STD	Median	Department	Mean	STD	Median	All Masters Courses	Mean	STD	Median
2/3 (66.67%)	2.50	2.12	2.50	1392	1.94	1.02	2.00	1572	1.98	1.04	2.00

Duke University - Trinity and Pratt Undergraduate Programs
Pratt EGRP Course Evaluations - Fall 2022

Course: EGRMGMT-585-02: FUNDAMENTALS OF DATA SCIENCE.EGRMGMT-585-02.
Instructor: Louis Egger *
Response Rate: 2/3 (66.67 %)

11 - How difficult was this course for you?														
Response Option		Weight	Frequency	Percent	Percent Responses	Means								
Very low difficulty		(1)	0	0.00%										
Low difficulty		(2)	0	0.00%										
Moderate difficulty		(3)	0	0.00%										
High difficulty		(4)	2	100.00%										
Very high difficulty		(5)	0	0.00%										
						0	25	50	100	Question	Department	All Masters Courses		
Response Rate	Mean	STD	Median	Department	Mean	STD	Median	All Masters Courses	Mean	STD	Median			
2/3 (66.67%)	4.00	0.00	4.00	1401	2.94	0.91	3.00	1579	2.95	0.92	3.00			

12 - What level of critical thinking did this course require?														
Response Option		Weight	Frequency	Percent	Percent Responses	Means								
Very low		(1)	0	0.00%										
Low		(2)	0	0.00%										
Moderate		(3)	0	0.00%										
High		(4)	1	50.00%										
Very high		(5)	1	50.00%										
						0	25	50	100	Question	Department	All Masters Courses		
Response Rate	Mean	STD	Median	Department	Mean	STD	Median	All Masters Courses	Mean	STD	Median			
2/3 (66.67%)	4.50	0.71	4.50	1400	3.61	1.04	4.00	1579	3.59	1.03	4.00			

13 - What was your interest level in this course topic at the beginning of the semester?														
Response Option		Weight	Frequency	Percent	Percent Responses	Means								
Very low		(1)	0	0.00%										
Low		(2)	0	0.00%										
Moderate		(3)	1	50.00%										
High		(4)	0	0.00%										
Very high		(5)	1	50.00%										
						0	25	50	100	Question	Department	All Masters Courses		
Response Rate	Mean	STD	Median	Department	Mean	STD	Median	All Masters Courses	Mean	STD	Median			
2/3 (66.67%)	4.00	1.41	4.00	1403	3.57	1.04	4.00	1583	3.54	1.04	4.00			

14 - What is your interest level in this course topic now?														
Response Option		Weight	Frequency	Percent	Percent Responses	Means								
Very low		(1)	0	0.00%										
Low		(2)	0	0.00%										
Moderate		(3)	0	0.00%										
High		(4)	2	100.00%										
Very high		(5)	0	0.00%										
						0	25	50	100	Question	Department	All Masters Courses		
Response Rate	Mean	STD	Median	Department	Mean	STD	Median	All Masters Courses	Mean	STD	Median			
2/3 (66.67%)	4.00	0.00	4.00	1404	3.79	1.11	4.00	1584	3.76	1.12	4.00			

Duke University - Trinity and Pratt Undergraduate Programs
Pratt EGRP Course Evaluations - Fall 2022

Course: EGRMGMT-585-02: FUNDAMENTALS OF DATA SCIENCE.EGRMGMT-585-02.
Instructor: Louis Egger *
Response Rate: 2/3 (66.67 %)

15 - How often did you attend class (either live or asynchronously)?												
Response Option		Weight	Frequency	Percent	Percent Responses	Means						
More than 95% of the time		(5)	2	100.00%		5.00	4.71	4.73				
85-95% of the time		(4)	0	0.00%								
75-85% of the time		(3)	0	0.00%								
50-75% of the time		(2)	0	0.00%								
0-50% of the time		(1)	0	0.00%								
					0 25 50 100	Question	Department	All Masters Courses				
Response Rate	Mean	STD	Median	Department	Mean	STD	Median	All Masters Courses	Mean	STD	Median	
2/3 (66.67%)	5.00	0.00	5.00	1403	4.71	0.69	5.00	1582	4.73	0.67	5.00	

16 - What grade do you expect to receive in this class?												
Response Option		Weight	Frequency	Percent	Percent Responses	Means						
A		(4)	1	50.00%		3.50	3.88	3.86				
B		(3)	1	50.00%								
C		(2)	0	0.00%								
F		(1)	0	0.00%								
Other		(0)	0	0.00%								
					0 25 50 100	Question	Department	All Masters Courses				
Response Rate	Mean	STD	Median	Department	Mean	STD	Median	All Masters Courses	Mean	STD	Median	
2/3 (66.67%)	3.50	0.71	3.50	1401	3.88	0.34	4.00	1576	3.86	0.37	4.00	

17 - Appraisal of Learning												
The readings supported the objectives of this course.												
Response Option		Weight	Frequency	Percent	Percent Responses	Means						
Strongly agree		(5)	0	0.00%		4.00	4.39	4.40				
Agree		(4)	1	50.00%								
Neutral		(3)	0	0.00%								
Disagree		(2)	0	0.00%								
Strongly disagree		(1)	0	0.00%								
N/A		(0)	1	50.00%								
					0 25 50 100	Question	Department	All Masters Courses				
Response Rate	Mean	STD	Median	Department	Mean	STD	Median	All Masters Courses	Mean	STD	Median	
2/3 (66.67%)	4.00	0.00	4.00	1401	4.39	0.82	5.00	1579	4.40	0.80	5.00	

17 - Appraisal of Learning												
The assignments and projects supported the objectives of this course.												
Response Option		Weight	Frequency	Percent	Percent Responses	Means						
Strongly agree		(5)	1	50.00%		4.50	4.40	4.40				
Agree		(4)	1	50.00%								
Neutral		(3)	0	0.00%								
Disagree		(2)	0	0.00%								
Strongly disagree		(1)	0	0.00%								
N/A		(0)	0	0.00%								
					0 25 50 100	Question	Department	All Masters Courses				
Response Rate	Mean	STD	Median	Department	Mean	STD	Median	All Masters Courses	Mean	STD	Median	
2/3 (66.67%)	4.50	0.71	4.50	1390	4.40	0.87	5.00	1569	4.40	0.86	5.00	

Duke University - Trinity and Pratt Undergraduate Programs
Pratt EGRP Course Evaluations - Fall 2022

Course: EGRMGMT-585-02: FUNDAMENTALS OF DATA SCIENCE.EGRMGMT-585-02.
Instructor: Louis Egger *
Response Rate: 2/3 (66.67 %)

17 - Appraisal of Learning												
The class discussions and/or lectures supported the objectives of this course.												
Response Option		Weight	Frequency	Percent	Percent Responses	Means						
Strongly agree		(5)	1	50.00%		4.50	4.38	4.38				
Agree		(4)	1	50.00%								
Neutral		(3)	0	0.00%								
Disagree		(2)	0	0.00%								
Strongly disagree		(1)	0	0.00%								
N/A		(0)	0	0.00%								
						0	25	50	100	Question	Department	All Masters Courses
Response Rate	Mean	STD	Median	Department	Mean	STD	Median	All Masters Courses	Mean	STD	Median	
2/3 (66.67%)	4.50	0.71	4.50	1398	4.38	0.86	5.00	1577	4.38	0.86	5.00	

17 - Appraisal of Learning												
I would recommend this course to future students.												
Response Option		Weight	Frequency	Percent	Percent Responses	Means						
Strongly agree		(5)	1	50.00%		4.50	4.23	4.21				
Agree		(4)	1	50.00%								
Neutral		(3)	0	0.00%								
Disagree		(2)	0	0.00%								
Strongly disagree		(1)	0	0.00%								
N/A		(0)	0	0.00%								
						0	25	50	100	Question	Department	All Masters Courses
Response Rate	Mean	STD	Median	Department	Mean	STD	Median	All Masters Courses	Mean	STD	Median	
2/3 (66.67%)	4.50	0.71	4.50	1392	4.23	1.06	5.00	1570	4.21	1.08	5.00	

17 - Appraisal of Learning												
The evaluation method (exams, homework, etc.) matched the objectives and content for the course.												
Response Option		Weight	Frequency	Percent	Percent Responses	Means						
Strongly agree		(5)	0	0.00%		4.00	4.28	4.28				
Agree		(4)	2	100.00%								
Neutral		(3)	0	0.00%								
Disagree		(2)	0	0.00%								
Strongly disagree		(1)	0	0.00%								
N/A		(0)	0	0.00%								
						0	25	50	100	Question	Department	All Masters Courses
Response Rate	Mean	STD	Median	Department	Mean	STD	Median	All Masters Courses	Mean	STD	Median	
2/3 (66.67%)	4.00	0.00	4.00	1394	4.28	0.95	5.00	1572	4.28	0.95	5.00	

Duke University - Trinity and Pratt Undergraduate Programs
Pratt EGRP Course Evaluations - Fall 2022

Course: EGRMGMT-585-02: FUNDAMENTALS OF DATA SCIENCE.EGRMGMT-585-02.
Instructor: Louis Egger *
Response Rate: 2/3 (66.67 %)

17 - Appraisal of Learning												
The evaluation method (exams, homework, etc.) for this course was fair.												
Response Option		Weight	Frequency	Percent	Percent Responses	Means						
Strongly agree		(5)	1	50.00%		4.50	4.28	4.26				
Agree		(4)	1	50.00%								
Neutral		(3)	0	0.00%								
Disagree		(2)	0	0.00%								
Strongly disagree		(1)	0	0.00%								
N/A		(0)	0	0.00%								
					0 25 50 100	Question	Department	All Masters Courses				
Response Rate	Mean	STD	Median	Department	Mean	STD	Median	All Masters Courses	Mean	STD	Median	
2/3 (66.67%)	4.50	0.71	4.50	1387	4.28	0.96	5.00	1565	4.26	0.98	5.00	

18 - Open-Ended Questions What parts of the class were most useful for you? Why?	
Response Rate	1/3 (33.33%)
• In class demonstrations	

19 - What parts of the class were least useful for you? Why?	
Response Rate	1/3 (33.33%)
• Example problems provided without in class demonstrations. Sometimes it can be hard to follow and make sure you are getting the right concepts out of an example if you are not walked through it.	

20 - Please add any additional comments or suggestions for improving the learning experience in this course.	
Response Rate	0/3 (0%)

Mean of Means Calculations	Mean	Department	All Masters Courses
Appraisal of Learning	4.33	4.33	4.32
Course and Instructor Quality	4.50	4.25	4.23