

Duke University - Trinity and Pratt Undergraduate Programs

Pratt EGRP Course Evaluations - Fall 2022

Course: EGRMGMT-575-02: SOFTWARE QUALITY MANAGEMENT.EGRMGMT-575-02.
Instructor: Luis Morales *
Response Rate: 3/3 (100.00 %)

1 - Thank you for completing an evaluation. Your constructive comments and ratings will be helpful to the faculty for improving this course for future students, helpful to the Duke administration for faculty promotion and awarding teaching-based recognitions, and helpful to other students considering enrolling in this course.

Response Option	Weight	Frequency	Percent	Percent Responses	Means			
I understand the purpose of course evaluations.	(1)	3	100.00%	<div><div></div></div>				
				0 25 50 100				
Response Rate								
3/3 (100.00%)								

2 - The goal of evaluations is to help instructors identify which aspects of the course are most effective and which aspects could be productively changed. Please do your best to focus on the course components and learning environment, and avoid superficial comments that are not relevant to the learning environment (for example, comments about the appearance of the instructors or personal attacks are not helpful or appropriate).

Response Option	Weight	Frequency	Percent	Percent Responses	Means			
I will do my best to be constructive.	(1)	3	100.00%	<div><div></div></div>				
				0 25 50 100				
Response Rate								
3/3 (100.00%)								

3 - Prior research has identified biases in course evaluations related to instructor gender, age, race, ethnicity, sexuality, or other aspects of identity. Keep this in mind when reflecting on your course experience, and do your best to minimize the influence of any particular instructor identities on your evaluation.

Response Option	Weight	Frequency	Percent	Percent Responses	Means			
I will do my best to avoid potential biases.	(1)	3	100.00%	<div><div></div></div>				
				0 25 50 100				
Response Rate								
3/3 (100.00%)								

4 - When answering questions that refer to "learning," please consider the relevant aspects of learning that are specific to this course (for example, acquisition of skills and methodology, retention of course content, new ways of thinking, or anything else that the course offered).

Response Option	Weight	Frequency	Percent	Percent Responses	Means			
I understand.	(1)	3	100.00%	<div><div></div></div>				
				0 25 50 100				
Response Rate								
3/3 (100.00%)								

5 - Overall Appraisal Give an overall rating for the quality of this course (e.g., content, structure, approach, educational value).

Response Option			Weight	Frequency	Percent	Percent Responses		Means						
Very poor			(1)	0	0.00%	<div><div></div></div>	<div><div></div></div>	<div><div>5.00</div></div>	<div><div>4.17</div></div>	<div><div>4.16</div></div>				
Poor			(2)	0	0.00%									
Adequate			(3)	0	0.00%									
Good			(4)	0	0.00%									
Excellent			(5)	3	100.00%	<div><div></div></div>								
						0	25	50	100	Question	Department	All Masters Courses		
Response Rate		Mean	STD	Median	Department		Mean	STD	Median	All Masters Courses		Mean	STD	Median
3/3 (100.00%)		5.00	0.00	5.00	1403		4.17	0.96	4.00	1583		4.16	0.97	4.00

Duke University - Trinity and Pratt Undergraduate Programs

Pratt EGRP Course Evaluations - Fall 2022

Course: EGRMGMT-575-02: SOFTWARE QUALITY MANAGEMENT.EGRMGMT-575-02.
Instructor: Luis Morales *
Response Rate: 3/3 (100.00 %)

6 - Please elaborate on your impressions of the quality of the course.

Response Rate 3/3 (100%)

- The quality of the course is great. The content is applicable to real-world situations.
- Professor Morales brought in so much real world experience into the class and it was extremely rewarding to hear from industry experts and not just a textbook.
- Professor Morales and Annie ran a great course. I always knew what to expect each week and I learned a lot. I really enjoyed the fact that he brought in guest lecturers from industry to confirm and reinforce the topics we were learning.

7 - Give an overall rating for quality of the instructor (e.g., presentation, knowledge, fairness, responsiveness).

Luis Morales

Response Option		Weight	Frequency	Percent	Percent Responses	Means						
Very poor		(1)	0	0.00%		<div><div></div><div>5.00</div></div>	<div><div></div><div>4.32</div></div>	<div><div></div><div>4.31</div></div>				
Poor		(2)	0	0.00%								
Adequate		(3)	0	0.00%								
Good		(4)	0	0.00%								
Excellent		(5)	3	100.00%	<div><div></div><div></div></div>							
					0	25	50	100	Question	Department	All Masters Courses	
Response Rate	Mean	STD	Median	Department	Mean	STD	Median	All Masters Courses	Mean	STD	Median	
3/3 (100.00%)	5.00	0.00	5.00	1617	4.32	0.88	5.00	1797	4.31	0.90	5.00	

8 - Please elaborate on your impressions of the quality of the instructor.

Luis Morales

Response Rate 3/3 (100%)

- Professor Morales is a very knowledgeable instructor. His real-world experiences really shape the delivery of the course.
- Amazing communicator. Always helpfully replied to emails. Very flexible with schedule changes. Always gave sufficient warning on assignments. Prompt grading returns. High standards.
- Professor Morales was knowledgeable, helpful, fair and enthusiastic. He really cared about helping us learn and brought in a lot of outside opinion and viewpoints. He was great at encouraging discussion among my classmates and me.

9 - Would you recommend this faculty member for a Pratt Teaching Award?

Luis Morales

Response Option	Weight	Frequency	Percent	Percent Responses	Means						
Yes	(1)	2	66.67%		1.33	1.31	1.33				
No	(2)	1	33.33%								
				0	25	50	100	Question	Department	All Masters Courses	
Response Rate	Mean	STD	Median	Department	Mean	STD	Median	All Masters Courses	Mean	STD	Median
3/3 (100.00%)	1.33	0.58	1.00	1578	1.31	0.46	1.00	1751	1.33	0.47	1.00
<ul style="list-style-type: none"> • Professor Morales does more than inject his own interpretation into the topic, he actively includes third-party representatives from industry to discuss real-world application outside the classroom. He also included many articles and other perspectives to make students really think about the topic and engage with each other. I appreciated that time with him was more than just a lecture and that he actively engaged all students via discussions and activities. 											

10 - Self-EvaluationHow many hours per week, on average, did you spend outside of scheduled class (including labs) on this course?

Response Option	Weight	Frequency	Percent	Percent Responses	Means						
3-6 hours per week	(1)	2	66.67%		1.33	1.94	1.98				
6-9 hours per week	(2)	1	33.33%								
9-12 hours per week	(3)	0	0.00%		1.33	1.94	1.98				
12-15 hours per week	(4)	0	0.00%								
15+ hours per week	(5)	0	0.00%								
				0	25	50	100	Question	Department	All Masters Courses	
Response Rate	Mean	STD	Median	Department	Mean	STD	Median	All Masters Courses	Mean	STD	Median
3/3 (100.00%)	1.33	0.58	1.00	1392	1.94	1.02	2.00	1572	1.98	1.04	2.00

Duke University - Trinity and Pratt Undergraduate Programs

Pratt EGRP Course Evaluations - Fall 2022

Course: EGRMGMT-575-02: SOFTWARE QUALITY MANAGEMENT.EGRMGMT-575-02.
Instructor: Luis Morales *
Response Rate: 3/3 (100.00 %)



11 - How difficult was this course for you?

Response Option		Weight	Frequency	Percent	Percent Responses	Means								
Very low difficulty		(1)	0	0.00%										
Low difficulty		(2)	1	33.33%										
Moderate difficulty		(3)	2	66.67%										
High difficulty		(4)	0	0.00%										
Very high difficulty		(5)	0	0.00%										
					0	25	50	100	Question	Department	All Masters Courses			
Response Rate		Mean	STD	Median	Department		Mean	STD	Median	All Masters Courses		Mean	STD	Median
3/3 (100.00%)		2.67	0.58	3.00	1401		2.94	0.91	3.00	1579		2.95	0.92	3.00

12 - What level of critical thinking did this course require?

Response Option				Weight	Frequency	Percent	Percent Responses	Means						
Very low				(1)	0	0.00%								
Low				(2)	0	0.00%								
Moderate				(3)	2	66.67%								
High				(4)	0	0.00%								
Very high				(5)	1	33.33%								
							0	25	50	100	Question	Department	All Masters Courses	
Response Rate		Mean	STD	Median	Department		Mean	STD	Median	All Masters Courses		Mean	STD	Median
3/3 (100.00%)		3.67	1.15	3.00	1400		3.61	1.04	4.00	1579		3.59	1.03	4.00

13 - What was your interest level in this course topic at the beginning of the semester?

Response Option		Weight	Frequency	Percent	Percent Responses	Means								
Very low		(1)	0	0.00%		4.33		3.57		3.54				
Low		(2)	0	0.00%										
Moderate		(3)	0	0.00%										
High		(4)	2	66.67%										
Very high		(5)	1	33.33%										
					0	25	50	100	Question	Department	All Masters Courses			
Response Rate		Mean	STD	Median	Department		Mean	STD	Median	All Masters Courses		Mean	STD	Median
3/3 (100.00%)		4.33	0.58	4.00	1403		3.57	1.04	4.00	1583		3.54	1.04	4.00

14 - What is your interest level in this course topic now?

Response Option			Weight	Frequency	Percent	Percent Responses		Means					
Very low			(1)	0	0.00%								
Low			(2)	0	0.00%								
Moderate			(3)	0	0.00%								
High			(4)	1	33.33%								
Very high			(5)	2	66.67%								
						0	25	50	100	Question	Department	All Masters Courses	
Response Rate		Mean	STD	Median	Department		Mean	STD	Median	All Masters Courses	Mean	STD	Median
3/3 (100.00%)		4.67	0.58	5.00	1404		3.79	1.11	4.00	1584	3.76	1.12	4.00

Duke University - Trinity and Pratt Undergraduate Programs

Pratt EGRP Course Evaluations - Fall 2022

Course: EGRMGMT-575-02: SOFTWARE QUALITY MANAGEMENT.EGRMGMT-575-02.
Instructor: Luis Morales *
Response Rate: 3/3 (100.00 %)

15 - How often did you attend class (either live or asynchronously)?

Response Option				Weight	Frequency	Percent	Percent Responses		Means									
More than 95% of the time				(5)	3	100.00%												
85-95% of the time				(4)	0	0.00%												
75-85% of the time				(3)	0	0.00%												
50-75% of the time				(2)	0	0.00%												
0-50% of the time				(1)	0	0.00%												
							0	25	50	100	Question		Department		All Masters Courses			
Response Rate		Mean	STD	Median	Department		Mean	STD	Median	All Masters Courses		Mean	STD	Median				
3/3 (100.00%)		5.00	0.00	5.00	1403		4.71	0.69	5.00	1582		4.73	0.67	5.00				

16 - What grade do you expect to receive in this class?

Response Option				Weight	Frequency	Percent	Percent Responses	Means						
A				(4)	3	100.00%								
B				(3)	0	0.00%								
C				(2)	0	0.00%								
F				(1)	0	0.00%								
Other				(0)	0	0.00%								
0 25 50 100								Question	Department		All Masters Courses			
Response Rate		Mean	STD	Median	Department		Mean	STD	Median	All Masters Courses		Mean	STD	Median
3/3 (100.00%)		4.00	0.00	4.00	1401		3.88	0.34	4.00	1576		3.86	0.37	4.00

17 - Appraisal of Learning

The readings supported the objectives of this course.

Response Option				Weight	Frequency	Percent	Percent Responses	Means					
Strongly agree				(5)	0	0.00%							
Agree				(4)	3	100.00%							
Neutral				(3)	0	0.00%							
Disagree				(2)	0	0.00%							
Strongly disagree				(1)	0	0.00%							
N/A				(0)	0	0.00%							
02550100							Question	Department	All Masters Courses				
Response Rate		Mean	STD	Median	Department		Mean	STD	Median	All Masters Courses	Mean	STD	Median
3/3 (100.00%)		4.00	0.00	4.00	1401		4.39	0.82	5.00	1579	4.40	0.80	5.00

17 - Appraisal of Learning

The assignments and projects supported the objectives of this course.

Response Option				Weight	Frequency	Percent	Percent Responses	Means					
Strongly agree				(5)	0	0.00%							
Agree				(4)	2	66.67%							
Neutral				(3)	1	33.33%							
Disagree				(2)	0	0.00%							
Strongly disagree				(1)	0	0.00%							
N/A				(0)	0	0.00%							
							02550100	Question	Department	All Masters Courses			
Response Rate		Mean	STD	Median	Department		Mean	STD	Median	All Masters Courses	Mean	STD	Median
3/3 (100.00%)		3.67	0.58	4.00	1390		4.40	0.87	5.00	1569	4.40	0.86	5.00

Duke University - Trinity and Pratt Undergraduate Programs

Pratt EGRP Course Evaluations - Fall 2022

Course: EGRMGMT-575-02: SOFTWARE QUALITY MANAGEMENT.EGRMGMT-575-02.
Instructor: Luis Morales *
Response Rate: 3/3 (100.00 %)

17 - Appraisal of Learning

The class discussions and/or lectures supported the objectives of this course.

Response Option	Weight	Frequency	Percent	Percent Responses	Means						
Strongly agree	(5)	2	66.67%	<div><div></div></div>	<div><div></div></div>	<div><div></div></div>	<div><div></div></div>	<div><div></div></div>	<div><div></div></div>	<div><div></div></div>	<div><div></div></div>
Agree	(4)	1	33.33%	<div><div></div></div>							
Neutral	(3)	0	0.00%	<div><div></div></div>							
Disagree	(2)	0	0.00%	<div><div></div></div>							
Strongly disagree	(1)	0	0.00%	<div><div></div></div>							
N/A	(0)	0	0.00%	<div><div></div></div>							
					0	25	50	100	Question	Department	All Masters Courses
Response Rate	Mean	STD	Median	Department	Mean	STD	Median	All Masters Courses	Mean	STD	Median
3/3 (100.00%)	4.67	0.58	5.00	1398	4.38	0.86	5.00	1577	4.38	0.86	5.00

17 - Appraisal of Learning

I would recommend this course to future students.

Response Option	Weight	Frequency	Percent	Percent Responses	Means						
Strongly agree	(5)	2	66.67%	<div><div></div></div>	<div><div></div></div>	<div><div></div></div>	<div><div></div></div>	<div><div></div></div>	<div><div></div></div>	<div><div></div></div>	<div><div></div></div>
Agree	(4)	1	33.33%	<div><div></div></div>							
Neutral	(3)	0	0.00%	<div><div></div></div>							
Disagree	(2)	0	0.00%	<div><div></div></div>							
Strongly disagree	(1)	0	0.00%	<div><div></div></div>							
N/A	(0)	0	0.00%	<div><div></div></div>							
					0	25	50	100	Question	Department	All Masters Courses
Response Rate	Mean	STD	Median	Department	Mean	STD	Median	All Masters Courses	Mean	STD	Median
3/3 (100.00%)	4.67	0.58	5.00	1392	4.23	1.06	5.00	1570	4.21	1.08	5.00

17 - Appraisal of Learning

The evaluation method (exams, homework, etc.) matched the objectives and content for the course.

Response Option	Weight	Frequency	Percent	Percent Responses	Means						
Strongly agree	(5)	1	33.33%	<div><div></div></div>	<div><div></div></div>	<div><div></div></div>	<div><div></div></div>	<div><div></div></div>	<div><div></div></div>	<div><div></div></div>	<div><div></div></div>
Agree	(4)	2	66.67%	<div><div></div></div>							
Neutral	(3)	0	0.00%	<div><div></div></div>							
Disagree	(2)	0	0.00%	<div><div></div></div>							
Strongly disagree	(1)	0	0.00%	<div><div></div></div>							
N/A	(0)	0	0.00%	<div><div></div></div>							
					0	25	50	100	Question	Department	All Masters Courses
Response Rate	Mean	STD	Median	Department	Mean	STD	Median	All Masters Courses	Mean	STD	Median
3/3 (100.00%)	4.33	0.58	4.00	1394	4.28	0.95	5.00	1572	4.28	0.95	5.00

Duke University - Trinity and Pratt Undergraduate Programs

Pratt EGRP Course Evaluations - Fall 2022

Course: EGRMGMT-575-02: SOFTWARE QUALITY MANAGEMENT.EGRMGMT-575-02.
Instructor: Luis Morales *
Response Rate: 3/3 (100.00 %)

17 - Appraisal of Learning

The evaluation method (exams, homework, etc.) for this course was fair.

Response Option	Weight	Frequency	Percent	Percent Responses	Means						
Strongly agree	(5)	1	33.33%	<div><div></div></div>	<div> <div>4.00</div> <div>4.28</div> <div>4.26</div> </div>						
Agree	(4)	1	33.33%	<div><div></div></div>							
Neutral	(3)	1	33.33%	<div><div></div></div>							
Disagree	(2)	0	0.00%	<div><div></div></div>							
Strongly disagree	(1)	0	0.00%	<div><div></div></div>							
N/A	(0)	0	0.00%	<div><div></div></div>							
					0	25	50	100	Question	Department	All Masters Courses
Response Rate	Mean	STD	Median	Department	Mean	STD	Median	All Masters Courses	Mean	STD	Median
3/3 (100.00%)	4.00	1.00	4.00	1387	4.28	0.96	5.00	1565	4.26	0.98	5.00

18 - Open-Ended QuestionsWhat parts of the class were most useful for you? Why?

Response Rate 3/3 (100%)

- The guest speakers were the most useful as the concepts we learned in class were relevant to what we heard from the speakers.
- Flash quizzes kept me focused. Loved the guest lecturers and team assignments.
- Industry representatives as guest lecturers.

19 - What parts of the class were least useful for you? Why?

Response Rate 3/3 (100%)

- The forums were least useful because there was minimal participation from the class and the questions were not very engaging.
- Some of the readings were very long.
- Flash quizzes. I know they are a necessary evil to validate reading, but a 5 minute time limit was unnerving at times.

20 - Please add any additional comments or suggestions for improving the learning experience in this course.

Response Rate 2/3 (66.67%)

- Overall, this is a great course. I would only suggest to swap out the forum discussions or drop it altogether because there was barely any participation from the entire class.
- Thank you Professor Morales and Annie for a great course!

Mean of Means Calculations	Mean	Department	All Masters Courses	
Appraisal of Learning	4.22	4.33	4.32	
Course and Instructor Quality	5.00	4.25	4.23	

Duke University - Trinity and Pratt Undergraduate Programs

Pratt EGRP Course Evaluations - Fall 2022

Course: EGRMGMT-575-01: SOFTWARE QUALITY MANAGEMENT.EGRMGMT-575-01.
Instructor: Luis Morales *
Response Rate: 10/18 (55.56 %)

1 - Thank you for completing an evaluation.Your constructive comments and ratings will be helpful to the faculty for improving this course for future students, helpful to the Duke administration for faculty promotion and awarding teaching-based recognitions, and helpful to other students considering enrolling in this course.

Response Option	Weight	Frequency	Percent	Percent Responses	Means			
I understand the purpose of course evaluations.	(1)	9	100.00%	<div><div></div></div>				
				0 25 50 100				
				Response Rate				
				9/18 (50.00%)				

2 - The goal of evaluations is to help instructors identify which aspects of the course are most effective and which aspects could be productively changed. Please do your best to focus on the course components and learning environment, and avoid superficial comments that are not relevant to the learning environment (for example, comments about the appearance of the instructors or personal attacks are not helpful or appropriate).

Response Option	Weight	Frequency	Percent	Percent Responses	Means			
I will do my best to be constructive.	(1)	10	100.00%	<div><div></div></div>				
				0 25 50 100				
				Response Rate				
				10/18 (55.56%)				

3 - Prior research has identified biases in course evaluations related to instructor gender, age, race, ethnicity, sexuality, or other aspects of identity. Keep this in mind when reflecting on your course experience, and do your best to minimize the influence of any particular instructor identities on your evaluation.

Response Option	Weight	Frequency	Percent	Percent Responses	Means			
I will do my best to avoid potential biases.	(1)	10	100.00%	<div><div></div></div>				
				0 25 50 100				
				Response Rate				
				10/18 (55.56%)				

4 - When answering questions that refer to "learning," please consider the relevant aspects of learning that are specific to this course (for example, acquisition of skills and methodology, retention of course content, new ways of thinking, or anything else that the course offered).

Response Option	Weight	Frequency	Percent	Percent Responses	Means			
I understand.	(1)	10	100.00%	<div><div></div></div>				
				0 25 50 100				
				Response Rate				
				10/18 (55.56%)				

5 - Overall AppraisalGive an overall rating for the quality of this course (e.g., content, structure, approach, educational value).

Response Option				Weight	Frequency	Percent	Percent Responses	Means					
Very poor				(1)	0	0.00%	<div><div></div></div>	<div><div>4.70</div></div>	<div><div>4.17</div></div>	<div><div>4.16</div></div>			
Poor				(2)	0	0.00%							
Adequate				(3)	0	0.00%							
Good				(4)	3	30.00%							
Excellent				(5)	7	70.00%	<div><div></div></div>						
							02550100	Question	Department	All Masters Courses			
Response Rate		Mean	STD	Median	Department		Mean	STD	Median	All Masters Courses	Mean	STD	Median
10/18 (55.56%)		4.70	0.48	5.00	1403		4.17	0.96	4.00	1583	4.16	0.97	4.00

Duke University - Trinity and Pratt Undergraduate Programs

Pratt EGRP Course Evaluations - Fall 2022

Course: EGRMGMT-575-01: SOFTWARE QUALITY MANAGEMENT.EGRMGMT-575-01.
Instructor: Luis Morales *
Response Rate: 10/18 (55.56 %)



6 - Please elaborate on your impressions of the quality of the course.

Response Rate 4/18 (22.22%)

- This course teaches me a whole framework for software quality management. It also uses many case analysis which helps me understand the current operation of companies. The course quality is excellent.
- Amazing.
- A great course
- The content was well structured, testing of material encouraged active participation and the invited guests enriched the learning experience.

7 - Give an overall rating for quality of the instructor (e.g., presentation, knowledge, fairness, responsiveness).

Luis Morales

Response Option				Weight	Frequency	Percent	Percent Responses	Means							
Very poor				(1)	0	0.00%									
Poor				(2)	0	0.00%									
Adequate				(3)	0	0.00%									
Good				(4)	2	20.00%									
Excellent				(5)	8	80.00%									
<div><div></div><div></div><div></div><div></div><div></div></div> <div>02550100</div>								Question		Department		All Masters Courses			
Response Rate		Mean	STD	Median	Department		Mean	STD	Median	All Masters Courses		Mean	STD	Median	
10/18 (55.56%)		4.80	0.42	5.00	1617		4.32	0.88	5.00	1797		4.31	0.90	5.00	

8 - Please elaborate on your impressions of the quality of the instructor.

Luis Morales

Response Rate 4/18 (22.22%)

- Professor Luis Morales' teaching is clear and organized. He also invited many guest speakers to give us insights from the industry.
- Amazing lectures.
- He is impressive.
- Very engaging, knowledgeable and fair in his evaluations.

9 - Would you recommend this faculty member for a Pratt Teaching Award?

Luis Morales

Response Option				Weight	Frequency	Percent	Percent Responses	Means					
Yes				(1)	9	90.00%	<div><div></div></div>	<div><div>1.10</div><div>1.31</div><div>1.33</div></div>					
No				(2)	1	10.00%	<div><div></div></div>						
								<div><div>0</div><div>25</div><div>50</div><div>100</div></div>	Question	Department	All Masters Courses		
Response Rate		Mean	STD	Median	Department		Mean	STD	Median	All Masters Courses	Mean	STD	Median
10/18 (55.56%)		1.10	0.32	1.00	1578		1.31	0.46	1.00	1751	1.33	0.47	1.00

- Professor Luis Morales' teaching is clear and organized. He is always there to support students.
- Amazing guest speakers.
- The instructor demonstrates a passion for the material and goes out of his way to help students understand and appreciate the material.

Duke University - Trinity and Pratt Undergraduate Programs

Pratt EGRP Course Evaluations - Fall 2022

Course: EGRMGMT-575-01: SOFTWARE QUALITY MANAGEMENT.EGRMGMT-575-01.
Instructor: Luis Morales *
Response Rate: 10/18 (55.56 %)

10 - Self-EvaluationHow many hours per week, on average, did you spend outside of scheduled class (including labs) on this course?

Response Option	Weight	Frequency	Percent	Percent Responses	Means						
3-6 hours per week	(1)	4	40.00%								
6-9 hours per week	(2)	3	30.00%								
9-12 hours per week	(3)	3	30.00%								
12-15 hours per week	(4)	0	0.00%								
15+ hours per week	(5)	0	0.00%								
0 25 50 100					Question	Department	All Masters Courses				
Response Rate	Mean	STD	Median	Department	Mean	STD	Median	All Masters Courses	Mean	STD	Median
10/18 (55.56%)	1.90	0.88	2.00	1392	1.94	1.02	2.00	1572	1.98	1.04	2.00

11 - How difficult was this course for you?

Response Option	Weight	Frequency	Percent	Percent Responses	Means						
Very low difficulty	(1)	0	0.00%								
Low difficulty	(2)	1	10.00%								
Moderate difficulty	(3)	7	70.00%								
High difficulty	(4)	2	20.00%								
Very high difficulty	(5)	0	0.00%								
0 25 50 100					Question	Department	All Masters Courses				
Response Rate	Mean	STD	Median	Department	Mean	STD	Median	All Masters Courses	Mean	STD	Median
10/18 (55.56%)	3.10	0.57	3.00	1401	2.94	0.91	3.00	1579	2.95	0.92	3.00

12 - What level of critical thinking did this course require?

Response Option	Weight	Frequency	Percent	Percent Responses	Means						
Very low	(1)	0	0.00%								
Low	(2)	1	10.00%								
Moderate	(3)	3	30.00%								
High	(4)	6	60.00%								
Very high	(5)	0	0.00%								
0 25 50 100					Question	Department	All Masters Courses				
Response Rate	Mean	STD	Median	Department	Mean	STD	Median	All Masters Courses	Mean	STD	Median
10/18 (55.56%)	3.50	0.71	4.00	1400	3.61	1.04	4.00	1579	3.59	1.03	4.00

13 - What was your interest level in this course topic at the beginning of the semester?

Response Option	Weight	Frequency	Percent	Percent Responses	Means						
Very low	(1)	0	0.00%								
Low	(2)	0	0.00%								
Moderate	(3)	4	40.00%								
High	(4)	4	40.00%								
Very high	(5)	2	20.00%								
0 25 50 100					Question	Department	All Masters Courses				
Response Rate	Mean	STD	Median	Department	Mean	STD	Median	All Masters Courses	Mean	STD	Median
10/18 (55.56%)	3.80	0.79	4.00	1403	3.57	1.04	4.00	1583	3.54	1.04	4.00

Duke University - Trinity and Pratt Undergraduate Programs

Pratt EGRP Course Evaluations - Fall 2022

Course: EGRMGMT-575-01: SOFTWARE QUALITY MANAGEMENT.EGRMGMT-575-01.
Instructor: Luis Morales *
Response Rate: 10/18 (55.56 %)

14 - What is your interest level in this course topic now?

Response Option		Weight	Frequency	Percent	Percent Responses	Means										
Very low		(1)	0	0.00%												
Low		(2)	0	0.00%												
Moderate		(3)	1	10.00%												
High		(4)	7	70.00%												
Very high		(5)	2	20.00%												
					0	25	50	100	Question		Department		All Masters Courses			
Response Rate		Mean	STD	Median	Department		Mean	STD	Median	All Masters Courses		Mean	STD	Median		
10/18 (55.56%)		4.10	0.57	4.00	1404		3.79	1.11	4.00	1584		3.76	1.12	4.00		

15 - How often did you attend class (either live or asynchronously)?

Response Option		Weight	Frequency	Percent	Percent Responses	Means								
More than 95% of the time		(5)	10	100.00%										
85-95% of the time		(4)	0	0.00%										
75-85% of the time		(3)	0	0.00%										
50-75% of the time		(2)	0	0.00%										
0-50% of the time		(1)	0	0.00%										
0 25 50 100					Question	Department		All Masters Courses						
Response Rate		Mean	STD	Median	Department		Mean	STD	Median	All Masters Courses		Mean	STD	Median
10/18 (55.56%)		5.00	0.00	5.00	1403		4.71	0.69	5.00	1582		4.73	0.67	5.00

16 - What grade do you expect to receive in this class?

Response Option				Weight	Frequency	Percent	Percent Responses	Means							
A				(4)	9	90.00%									
B				(3)	1	10.00%									
C				(2)	0	0.00%									
F				(1)	0	0.00%									
Other				(0)	0	0.00%									
0 25 50 100								Question		Department		All Masters Courses			
Response Rate		Mean	STD	Median	Department		Mean	STD	Median	All Masters Courses		Mean	STD	Median	
10/18 (55.56%)		3.90	0.32	4.00	1401		3.88	0.34	4.00	1576		3.86	0.37	4.00	

17 - Appraisal of Learning

The readings supported the objectives of this course.

Response Option		Weight	Frequency	Percent	Percent Responses	Means								
Strongly agree		(5)	8	80.00%										
Agree		(4)	2	20.00%										
Neutral		(3)	0	0.00%										
Disagree		(2)	0	0.00%										
Strongly disagree		(1)	0	0.00%										
N/A		(0)	0	0.00%										
02550100					Question		Department		All Masters Courses					
Response Rate		Mean	STD	Median	Department		Mean	STD	Median	All Masters Courses		Mean	STD	Median
10/18 (55.56%)		4.80	0.42	5.00	1401		4.39	0.82	5.00	1579		4.40	0.80	5.00


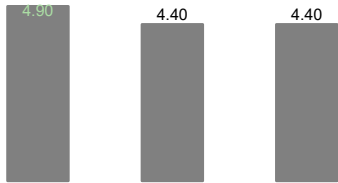

Duke University - Trinity and Pratt Undergraduate Programs

Pratt EGRP Course Evaluations - Fall 2022

Course: EGRMGMT-575-01: SOFTWARE QUALITY MANAGEMENT.EGRMGMT-575-01.
Instructor: Luis Morales *
Response Rate: 10/18 (55.56 %)


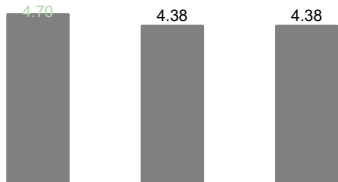

17 - Appraisal of Learning

The assignments and projects supported the objectives of this course.

Response Option	Weight	Frequency	Percent	Percent Responses	Means						
Strongly agree	(5)	9	90.00%								
Agree	(4)	1	10.00%								
Neutral	(3)	0	0.00%								
Disagree	(2)	0	0.00%								
Strongly disagree	(1)	0	0.00%								
N/A	(0)	0	0.00%								
					0	25	50	100	Question	Department	All Masters Courses
Response Rate	Mean	STD	Median	Department	Mean	STD	Median	All Masters Courses	Mean	STD	Median
10/18 (55.56%)	4.90	0.32	5.00	1390	4.40	0.87	5.00	1569	4.40	0.86	5.00


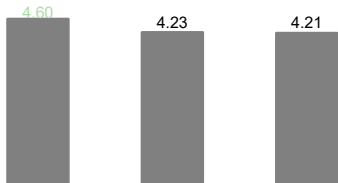

17 - Appraisal of Learning

The class discussions and/or lectures supported the objectives of this course.

Response Option	Weight	Frequency	Percent	Percent Responses	Means						
Strongly agree	(5)	7	70.00%								
Agree	(4)	3	30.00%								
Neutral	(3)	0	0.00%								
Disagree	(2)	0	0.00%								
Strongly disagree	(1)	0	0.00%								
N/A	(0)	0	0.00%								
					0	25	50	100	Question	Department	All Masters Courses
Response Rate	Mean	STD	Median	Department	Mean	STD	Median	All Masters Courses	Mean	STD	Median
10/18 (55.56%)	4.70	0.48	5.00	1398	4.38	0.86	5.00	1577	4.38	0.86	5.00

17 - Appraisal of Learning

I would recommend this course to future students.

Response Option	Weight	Frequency	Percent	Percent Responses	Means						
Strongly agree	(5)	6	60.00%								
Agree	(4)	4	40.00%								
Neutral	(3)	0	0.00%								
Disagree	(2)	0	0.00%								
Strongly disagree	(1)	0	0.00%								
N/A	(0)	0	0.00%								
					0	25	50	100	Question	Department	All Masters Courses
Response Rate	Mean	STD	Median	Department	Mean	STD	Median	All Masters Courses	Mean	STD	Median
10/18 (55.56%)	4.60	0.52	5.00	1392	4.23	1.06	5.00	1570	4.21	1.08	5.00

Duke University - Trinity and Pratt Undergraduate Programs

Pratt EGRP Course Evaluations - Fall 2022

Course: EGRMGMT-575-01: SOFTWARE QUALITY MANAGEMENT.EGRMGMT-575-01.
Instructor: Luis Morales *
Response Rate: 10/18 (55.56 %)

17 - Appraisal of Learning

The evaluation method (exams, homework, etc.) matched the objectives and content for the course.

Response Option	Weight	Frequency	Percent	Percent Responses	Means						
Strongly agree	(5)	7	70.00%								
Agree	(4)	3	30.00%								
Neutral	(3)	0	0.00%								
Disagree	(2)	0	0.00%								
Strongly disagree	(1)	0	0.00%								
N/A	(0)	0	0.00%								
					0	25	50	100	Question	Department	All Masters Courses
Response Rate	Mean	STD	Median	Department	Mean	STD	Median	All Masters Courses	Mean	STD	Median
10/18 (55.56%)	4.70	0.48	5.00	1394	4.28	0.95	5.00	1572	4.28	0.95	5.00

17 - Appraisal of Learning

The evaluation method (exams, homework, etc.) for this course was fair.

Response Option	Weight	Frequency	Percent	Percent Responses	Means						
Strongly agree	(5)	9	90.00%								
Agree	(4)	1	10.00%								
Neutral	(3)	0	0.00%								
Disagree	(2)	0	0.00%								
Strongly disagree	(1)	0	0.00%								
N/A	(0)	0	0.00%								
					0	25	50	100	Question	Department	All Masters Courses
Response Rate	Mean	STD	Median	Department	Mean	STD	Median	All Masters Courses	Mean	STD	Median
10/18 (55.56%)	4.90	0.32	5.00	1387	4.28	0.96	5.00	1565	4.26	0.98	5.00

18 - Open-Ended QuestionsWhat parts of the class were most useful for you? Why?

Response Rate	3/18 (16.67%)
<ul style="list-style-type: none"> Homework is useful. It makes me review the class materials every week. It is also a good material for exam preparation. Discussion sections. Guest speakers were valuable in providing relevant applications and knowledge. Weekly assignments also provided motivation to stay engaged in the course material. 	

19 - What parts of the class were least useful for you? Why?

Response Rate	2/18 (11.11%)
<ul style="list-style-type: none"> Forum does not have many follow up discussion. None. 	

20 - Please add any additional comments or suggestions for improving the learning experience in this course.

Response Rate	1/18 (5.56%)
<ul style="list-style-type: none"> The slides could contain less information or fewer details. Some time, the majority of the slides contained so many bullets and information that it was a bit hard to follow, especially if it's expected of students to study, learn and remember all of them 	

Mean of Means Calculations	Mean	Department	All Masters Courses	
Appraisal of Learning	4.77	4.33	4.32	
Course and Instructor Quality	4.75	4.25	4.23	