



Duke University - Trinity and Pratt Undergraduate Programs
Pratt EGRP Course Evaluations - Fall 2022

Course: EGRMGMT-556-08: ENGINEERING MANAGEMT PRACTICUM.EGRMGMT-556-08.
Instructor: Joseph Holmes *
Response Rate: 2/6 (33.33 %)


1 - Thank you for completing an evaluation. Your constructive comments and ratings will be helpful to the faculty for improving this course for future students, helpful to the Duke administration for faculty promotion and awarding teaching-based recognitions, and helpful to other students considering enrolling in this course.

Response Option	Weight	Frequency	Percent	Percent Responses	Means		
I understand the purpose of course evaluations.	(1)	2	100.00%				
				0 25 50 100			
Response Rate							
2/6 (33.33%)							


2 - The goal of evaluations is to help instructors identify which aspects of the course are most effective and which aspects could be productively changed. Please do your best to focus on the course components and learning environment, and avoid superficial comments that are not relevant to the learning environment (for example, comments about the appearance of the instructors or personal attacks are not helpful or appropriate).

Response Option	Weight	Frequency	Percent	Percent Responses	Means		
I will do my best to be constructive.	(1)	2	100.00%				
				0 25 50 100			
Response Rate							
2/6 (33.33%)							

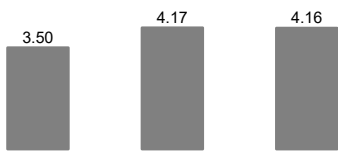


3 - Prior research has identified biases in course evaluations related to instructor gender, age, race, ethnicity, sexuality, or other aspects of identity. Keep this in mind when reflecting on your course experience, and do your best to minimize the influence of any particular instructor identities on your evaluation.

Response Option	Weight	Frequency	Percent	Percent Responses	Means		
I will do my best to avoid potential biases.	(1)	2	100.00%				
				0 25 50 100			
Response Rate							
2/6 (33.33%)							

4 - When answering questions that refer to "learning," please consider the relevant aspects of learning that are specific to this course (for example, acquisition of skills and methodology, retention of course content, new ways of thinking, or anything else that the course offered).

Response Option	Weight	Frequency	Percent	Percent Responses	Means		
I understand.	(1)	2	100.00%				
				0 25 50 100			
Response Rate							
2/6 (33.33%)							

5 - Overall Appraisal Give an overall rating for the quality of this course (e.g., content, structure, approach, educational value).

Response Option	Weight	Frequency	Percent	Percent Responses	Means						
Very poor	(1)	0	0.00%								
Poor	(2)	1	50.00%								
Adequate	(3)	0	0.00%								
Good	(4)	0	0.00%								
Excellent	(5)	1	50.00%								
				0 25 50 100	Question	Department	All Masters Courses				
Response Rate	Mean	STD	Median	Department	Mean	STD	Median	All Masters Courses	Mean	STD	Median
2/6 (33.33%)	3.50	2.12	3.50	1403	4.17	0.96	4.00	1583	4.16	0.97	4.00

Duke University - Trinity and Pratt Undergraduate Programs
Pratt EGRP Course Evaluations - Fall 2022

Course: EGRMGMT-556-08: ENGINEERING MANAGEMT PRACTICUM.EGRMGMT-556-08.
Instructor: Joseph Holmes *
Response Rate: 2/6 (33.33 %)

6 - Please elaborate on your impressions of the quality of the course.	
Response Rate	0/6 (0%)

7 - Give an overall rating for quality of the instructor (e.g., presentation, knowledge, fairness, responsiveness).													
Joseph Holmes													
Response Option		Weight	Frequency	Percent	Percent Responses	Means							
Very poor		(1)	0	0.00%				3.50		4.32		4.31	
Poor		(2)	0	0.00%									
Adequate		(3)	1	50.00%	█								
Good		(4)	1	50.00%	█								
Excellent		(5)	0	0.00%									
					0	25	50	100	Question	Department	All Masters Courses		
Response Rate	Mean	STD	Median	Department	Mean	STD	Median	All Masters Courses	Mean	STD	Median		
2/6 (33.33%)	3.50	0.71	3.50	1617	4.32	0.88	5.00	1797	4.31	0.90	5.00		

8 - Please elaborate on your impressions of the quality of the instructor.	
Joseph Holmes	
Response Rate	0/6 (0%)

9 - Would you recommend this faculty member for a Pratt Teaching Award?													
Joseph Holmes													
Response Option		Weight	Frequency	Percent	Percent Responses	Means							
Yes		(1)	1	50.00%	█			1.50		1.31		1.33	
No		(2)	1	50.00%	█								
					0	25	50	100	Question	Department	All Masters Courses		
Response Rate	Mean	STD	Median	Department	Mean	STD	Median	All Masters Courses	Mean	STD	Median		
2/6 (33.33%)	1.50	0.71	1.50	1578	1.31	0.46	1.00	1751	1.33	0.47	1.00		

10 - Self-EvaluationHow many hours per week, on average, did you spend outside of scheduled class (including labs) on this course?													
Response Option		Weight	Frequency	Percent	Percent Responses	Means							
3-6 hours per week		(1)	0	0.00%				3.50		1.94		1.98	
6-9 hours per week		(2)	0	0.00%									
9-12 hours per week		(3)	1	50.00%	█								
12-15 hours per week		(4)	1	50.00%	█								
15+ hours per week		(5)	0	0.00%									
					0	25	50	100	Question	Department	All Masters Courses		
Response Rate	Mean	STD	Median	Department	Mean	STD	Median	All Masters Courses	Mean	STD	Median		
2/6 (33.33%)	3.50	0.71	3.50	1392	1.94	1.02	2.00	1572	1.98	1.04	2.00		

Duke University - Trinity and Pratt Undergraduate Programs

Pratt EGRP Course Evaluations - Fall 2022

Course: EGRMGMT-556-08: ENGINEERING MANAGEMT PRACTICUM.EGRMGMT-556-08.
Instructor: Joseph Holmes *
Response Rate: 2/6 (33.33 %)

11 - How difficult was this course for you?												
Response Option		Weight	Frequency	Percent	Percent Responses	Means						
Very low difficulty		(1)	0	0.00%								
Low difficulty		(2)	0	0.00%								
Moderate difficulty		(3)	1	50.00%								
High difficulty		(4)	1	50.00%								
Very high difficulty		(5)	0	0.00%								
						0	25	50	100	Question	Department	All Masters Courses
Response Rate	Mean	STD	Median	Department	Mean	STD	Median	All Masters Courses	Mean	STD	Median	
2/6 (33.33%)	3.50	0.71	3.50	1401	2.94	0.91	3.00	1579	2.95	0.92	3.00	

12 - What level of critical thinking did this course require?												
Response Option		Weight	Frequency	Percent	Percent Responses	Means						
Very low		(1)	0	0.00%								
Low		(2)	0	0.00%								
Moderate		(3)	0	0.00%								
High		(4)	1	50.00%								
Very high		(5)	1	50.00%								
						0	25	50	100	Question	Department	All Masters Courses
Response Rate	Mean	STD	Median	Department	Mean	STD	Median	All Masters Courses	Mean	STD	Median	
2/6 (33.33%)	4.50	0.71	4.50	1400	3.61	1.04	4.00	1579	3.59	1.03	4.00	

13 - What was your interest level in this course topic at the beginning of the semester?												
Response Option		Weight	Frequency	Percent	Percent Responses	Means						
Very low		(1)	0	0.00%								
Low		(2)	0	0.00%								
Moderate		(3)	0	0.00%								
High		(4)	0	0.00%								
Very high		(5)	2	100.00%								
						0	25	50	100	Question	Department	All Masters Courses
Response Rate	Mean	STD	Median	Department	Mean	STD	Median	All Masters Courses	Mean	STD	Median	
2/6 (33.33%)	5.00	0.00	5.00	1403	3.57	1.04	4.00	1583	3.54	1.04	4.00	

14 - What is your interest level in this course topic now?												
Response Option		Weight	Frequency	Percent	Percent Responses	Means						
Very low		(1)	0	0.00%								
Low		(2)	1	50.00%								
Moderate		(3)	0	0.00%								
High		(4)	1	50.00%								
Very high		(5)	0	0.00%								
						0	25	50	100	Question	Department	All Masters Courses
Response Rate	Mean	STD	Median	Department	Mean	STD	Median	All Masters Courses	Mean	STD	Median	
2/6 (33.33%)	3.00	1.41	3.00	1404	3.79	1.11	4.00	1584	3.76	1.12	4.00	

Duke University - Trinity and Pratt Undergraduate Programs
Pratt EGRP Course Evaluations - Fall 2022

Course: EGRMGMT-556-08: ENGINEERING MANAGEMT PRACTICUM.EGRMGMT-556-08.
Instructor: Joseph Holmes *
Response Rate: 2/6 (33.33 %)

15 - How often did you attend class (either live or asynchronously)?												
Response Option		Weight	Frequency	Percent	Percent Responses	Means						
More than 95% of the time		(5)	2	100.00%					Question	Department	All Masters Courses	
85-95% of the time		(4)	0	0.00%								
75-85% of the time		(3)	0	0.00%								
50-75% of the time		(2)	0	0.00%								
0-50% of the time		(1)	0	0.00%								
Response Rate		Mean	STD	Median	Department	Mean	STD	Median	All Masters Courses	Mean	STD	Median
2/6 (33.33%)		5.00	0.00	5.00	1403	4.71	0.69	5.00	1582	4.73	0.67	5.00

16 - What grade do you expect to receive in this class?												
Response Option		Weight	Frequency	Percent	Percent Responses	Means						
A		(4)	1	50.00%					Question	Department	All Masters Courses	
B		(3)	1	50.00%								
C		(2)	0	0.00%								
F		(1)	0	0.00%								
Other		(0)	0	0.00%								
Response Rate		Mean	STD	Median	Department	Mean	STD	Median	All Masters Courses	Mean	STD	Median
2/6 (33.33%)		3.50	0.71	3.50	1401	3.88	0.34	4.00	1576	3.86	0.37	4.00

17 - Appraisal of Learning												
The readings supported the objectives of this course.												
Response Option		Weight	Frequency	Percent	Percent Responses	Means						
Strongly agree		(5)	0	0.00%					Question	Department	All Masters Courses	
Agree		(4)	1	50.00%								
Neutral		(3)	1	50.00%								
Disagree		(2)	0	0.00%								
Strongly disagree		(1)	0	0.00%								
N/A		(0)	0	0.00%								
Response Rate		Mean	STD	Median	Department	Mean	STD	Median	All Masters Courses	Mean	STD	Median
2/6 (33.33%)		3.50	0.71	3.50	1401	4.39	0.82	5.00	1579	4.40	0.80	5.00

17 - Appraisal of Learning												
The assignments and projects supported the objectives of this course.												
Response Option		Weight	Frequency	Percent	Percent Responses	Means						
Strongly agree		(5)	0	0.00%					Question	Department	All Masters Courses	
Agree		(4)	1	50.00%								
Neutral		(3)	0	0.00%								
Disagree		(2)	1	50.00%								
Strongly disagree		(1)	0	0.00%								
N/A		(0)	0	0.00%								
Response Rate		Mean	STD	Median	Department	Mean	STD	Median	All Masters Courses	Mean	STD	Median
2/6 (33.33%)		3.00	1.41	3.00	1390	4.40	0.87	5.00	1569	4.40	0.86	5.00

Duke University - Trinity and Pratt Undergraduate Programs
Pratt EGRP Course Evaluations - Fall 2022

Course: EGRMGMT-556-08: ENGINEERING MANAGEMT PRACTICUM.EGRMGMT-556-08.
Instructor: Joseph Holmes *
Response Rate: 2/6 (33.33 %)

17 - Appraisal of Learning												
The class discussions and/or lectures supported the objectives of this course.												
Response Option		Weight	Frequency	Percent	Percent Responses	Means						
Strongly agree		(5)	0	0.00%		<p>Bar chart showing means for 'The class discussions and/or lectures supported the objectives of this course.' The x-axis categories are Question, Department, and All Masters Courses. The y-axis represents the mean score. The bars are labeled with their respective mean values: Question (3.00), Department (4.38), and All Masters Courses (4.38).</p>						
Agree		(4)	1	50.00%	█							
Neutral		(3)	0	0.00%								
Disagree		(2)	1	50.00%	█							
Strongly disagree		(1)	0	0.00%								
N/A		(0)	0	0.00%								
						0	25	50	100	Question	Department	All Masters Courses
Response Rate	Mean	STD	Median	Department	Mean	STD	Median	All Masters Courses	Mean	STD	Median	
2/6 (33.33%)	3.00	1.41	3.00	1398	4.38	0.86	5.00	1577	4.38	0.86	5.00	

17 - Appraisal of Learning												
I would recommend this course to future students.												
Response Option		Weight	Frequency	Percent	Percent Responses	Means						
Strongly agree		(5)	0	0.00%		<p>Bar chart showing means for 'I would recommend this course to future students.' The x-axis categories are Question, Department, and All Masters Courses. The y-axis represents the mean score. The bars are labeled with their respective mean values: Question (3.50), Department (4.23), and All Masters Courses (4.21).</p>						
Agree		(4)	1	50.00%	█							
Neutral		(3)	1	50.00%	█							
Disagree		(2)	0	0.00%								
Strongly disagree		(1)	0	0.00%								
N/A		(0)	0	0.00%								
						0	25	50	100	Question	Department	All Masters Courses
Response Rate	Mean	STD	Median	Department	Mean	STD	Median	All Masters Courses	Mean	STD	Median	
2/6 (33.33%)	3.50	0.71	3.50	1392	4.23	1.06	5.00	1570	4.21	1.08	5.00	

17 - Appraisal of Learning												
The evaluation method (exams, homework, etc.) matched the objectives and content for the course.												
Response Option		Weight	Frequency	Percent	Percent Responses	Means						
Strongly agree		(5)	0	0.00%		<p>Bar chart showing means for 'The evaluation method (exams, homework, etc.) matched the objectives and content for the course.' The x-axis categories are Question, Department, and All Masters Courses. The y-axis represents the mean score. The bars are labeled with their respective mean values: Question (3.00), Department (4.28), and All Masters Courses (4.28).</p>						
Agree		(4)	1	50.00%	█							
Neutral		(3)	0	0.00%								
Disagree		(2)	1	50.00%	█							
Strongly disagree		(1)	0	0.00%								
N/A		(0)	0	0.00%								
						0	25	50	100	Question	Department	All Masters Courses
Response Rate	Mean	STD	Median	Department	Mean	STD	Median	All Masters Courses	Mean	STD	Median	
2/6 (33.33%)	3.00	1.41	3.00	1394	4.28	0.95	5.00	1572	4.28	0.95	5.00	

Duke University - Trinity and Pratt Undergraduate Programs
Pratt EGRP Course Evaluations - Fall 2022

Course: EGRMGMT-556-08: ENGINEERING MANAGEMT PRACTICUM.EGRMGMT-556-08.
Instructor: Joseph Holmes *
Response Rate: 2/6 (33.33 %)

17 - Appraisal of Learning

The evaluation method (exams, homework, etc.) for this course was fair.

Response Option	Weight	Frequency	Percent	Percent Responses	Means							
Strongly agree	(5)	0	0.00%			Question	Department	All Masters Courses	Mean	STD	Median	
Agree	(4)	1	50.00%	█								
Neutral	(3)	1	50.00%	█								
Disagree	(2)	0	0.00%									
Strongly disagree	(1)	0	0.00%									
N/A	(0)	0	0.00%									
					0	25	50	100				
Response Rate	Mean	STD	Median	Department	Mean	STD	Median	All Masters Courses	Mean	STD	Median	
2/6 (33.33%)	3.50	0.71	3.50	1387	4.28	0.96	5.00	1565	4.26	0.98	5.00	

18 - Open-Ended QuestionsWhat parts of the class were most useful for you? Why?

Response Rate	0/6 (0%)
----------------------	----------

19 - What parts of the class were least useful for you? Why?

Response Rate	0/6 (0%)
----------------------	----------

20 - Please add any additional comments or suggestions for improving the learning experience in this course.

Response Rate	0/6 (0%)
----------------------	----------

Mean of Means Calculations	Mean	Department	All Masters Courses
Appraisal of Learning	3.25	4.33	4.32
Course and Instructor Quality	3.50	4.25	4.23