

Duke University - Trinity and Pratt Undergraduate Programs
Pratt EGRP Course Evaluations - Fall 2021

Course: EGRMGMT-590-07: ADV TOPICS IN ENG MGMT

Instructor: Dina Requena

Response Rate: 18/22 (81.82 %)

1 - Thank you for completing an evaluation. Your constructive comments and ratings will be helpful to the faculty for improving this course for future students, helpful to the Duke administration for faculty promotion and awarding teaching-based recognitions, and helpful to other students considering enrolling in this course.

Response Option	Weight	Frequency	Percent	Percent Responses	Means			
I understand the purpose of course evaluations.	(1)	18	100.00%	<div></div>				
0 25 50 100								
Response Rate								
18/22 (81.82%)								

2 - The goal of evaluations is to help instructors identify which aspects of the course are most effective and which aspects could be productively changed. Please do your best to focus on the course components and learning environment, and avoid superficial comments that are not relevant to the learning environment (for example, comments about the appearance of the instructors or personal attacks are not helpful or appropriate).

Response Option	Weight	Frequency	Percent	Percent Responses	Means			
I will do my best to be constructive.	(1)	18	100.00%	<div></div>				
02550100								
Response Rate								
18/22 (81.82%)								

3 - Prior research has identified biases in course evaluations related to instructor gender, age, race, ethnicity, sexuality, or other aspects of identity. Keep this in mind when reflecting on your course experience, and do your best to minimize the influence of any particular instructor identities on your evaluation.

Response Option	Weight	Frequency	Percent	Percent Responses	Means			
I will do my best to avoid potential biases.	(1)	18	100.00%	<div></div>				
0 25 50 100								
Response Rate								
18/22 (81.82%)								

4 - When answering questions that refer to "learning," please consider the relevant aspects of learning that are specific to this course (for example, acquisition of skills and methodology, retention of course content, new ways of thinking, or anything else that the course offered).

Response Option	Weight	Frequency	Percent	Percent Responses	Means			
I understand.	(1)	18	100.00%	<div><div></div></div>				
0 25 50 100								
Response Rate								
18/22 (81.82%)								

5 - Overall Appraisal Give an overall rating for the quality of this course (e.g., content, structure, approach, educational value).

Response Option				Weight	Frequency	Percent	Percent Responses	Means						
Very poor				(1)	0	0.00%								
Poor				(2)	0	0.00%								
Adequate				(3)	7	38.89%								
Good				(4)	8	44.44%								
Excellent				(5)	3	16.67%								
							0	25	50	100	Question	Department	All Masters Courses	
Response Rate		Mean	STD	Median	Department		Mean	STD	Median	All Masters Courses	Mean	STD	Median	
18/22 (81.82%)		3.78	0.73	4.00	1071		4.20	0.89	4.00	1286	4.19	0.90	4.00	

Duke University - Trinity and Pratt Undergraduate Programs

Pratt EGRP Course Evaluations - Fall 2021

Course: EGRMGMT-590-07: ADV TOPICS IN ENG MGMT
Instructor: Dina Requena
Response Rate: 18/22 (81.82 %)

6 - Please elaborate on your impressions of the quality of the course.

Response Rate 8/22 (36.36%)

- It gave me a holistic understanding of the product development.
- The course is really excellent. It would be great if the weekly assignments are team-based. And the final project is an individual project. This would help to learn in-depth and execute the course learning in the final individual project.
- The content of the course is great and Prof Dina teaches well.
- Very informative course packed with excellent information
- The course was overall good, got to learn important things like product roadmap.
- Good course, gave a proper overview of PM concepts
- The professor should improve her teaching skills
- The course gave a good understanding of the overall product development lifecycle and processes. It could also include a real-time element for product design to make the project more realistic and provide a hands-on experience to students.

7 - Give an overall rating for quality of the instructor (e.g., presentation, knowledge, fairness, responsiveness).

Response Option		Weight	Frequency	Percent	Percent Responses	Means								
Very poor		(1)	0	0.00%										
Poor		(2)	1	5.56%										
Adequate		(3)	6	33.33%										
Good		(4)	9	50.00%										
Excellent		(5)	2	11.11%										
					0	25	50	100	Question	Department		All Masters Courses		
Response Rate		Mean	STD	Median	Department		Mean	STD	Median	All Masters Courses		Mean	STD	Median
18/22 (81.82%)		3.67	0.77	4.00	1254		4.41	0.80	5.00	1507		4.39	0.82	5.00

8 - Please elaborate on your impressions of the quality of the instructor.

Response Rate 7/22 (31.82%)

- Professor has great experiences and knowledge by having worked in different companies and industry. However, sometimes her delivery is not clear and so this keeps us guessing as to what is expected out of us and our submission.
- The Professor is really great and humble to address all our questions and concerns.
- The professor should try to provide more explanation. She explains a lot more in detail when we ask questions so we feel we maybe missing out on her knowledge unless we ask a question.
- Prof Dina was really helpful in clearing our doubts, there is a scope of making the class more interactive.
- Can convey all info properly, also lenient with grading and encourages to make mistakes to learn
- She had lots of knowledge, but she needs to improve her communication and course updates on sakai
- Prof. Dina is fantastic and facilitates a good interaction among students during class. Her slide deck is comprehensive and offers a good learning experience. She includes interesting videos in the course content to help students understand the concepts better.

9 - Would you recommend this faculty member for a Pratt Teaching Award?

Response Option				Weight	Frequency	Percent	Percent Responses	Means									
Yes				(1)	3	16.67%	<div><div></div></div>	<div><div>1.83</div></div>	<div><div>1.32</div></div>	<div><div>1.33</div></div>							
No				(2)	15	83.33%	<div><div></div></div>										
								02550100		Question		Department		All Masters Courses			
Response Rate		Mean	STD	Median	Department		Mean	STD	Median	All Masters Courses		Mean	STD	Median			
18/22 (81.82%)		1.83	0.38	2.00	1235		1.32	0.47	1.00	1484		1.33	0.47	1.00			
• Can convey all info properly, also lenient with grading and encourages to make mistakes to learn																	


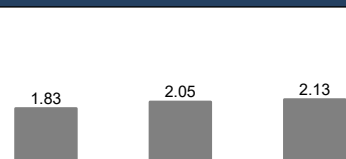
- Can convey all info properly, also lenient with grading and encourages to make mistakes to learn

Duke University - Trinity and Pratt Undergraduate Programs



Pratt EGRP Course Evaluations - Fall 2021

Course: EGRMGMT-590-07: ADV TOPICS IN ENG MGMT
Instructor: Dina Requena
Response Rate: 18/22 (81.82 %)


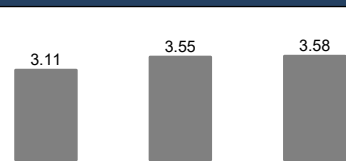
10 - Self-EvaluationHow many hours per week, on average, did you spend outside of scheduled class (including labs) on this course?

Response Option				Weight	Frequency	Percent	Percent Responses		Means									
3-6 hours per week				(1)	6	33.33%												
6-9 hours per week				(2)	9	50.00%												
9-12 hours per week				(3)	3	16.67%												
12-15 hours per week				(4)	0	0.00%												
15+ hours per week				(5)	0	0.00%												
							0	25	50	100	Question		Department		All Masters Courses			
Response Rate		Mean	STD	Median	Department		Mean	STD	Median	All Masters Courses		Mean	STD	Median				
18/22 (81.82%)		1.83	0.71	2.00	1075		2.05	1.02	2.00	1289		2.13	1.08	2.00				

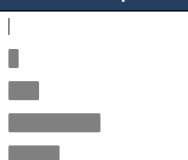
11 - How difficult was this course for you?

Response Option				Weight	Frequency	Percent	Percent Responses	Means					
Very low difficulty				(1)	0	0.00%							
Low difficulty				(2)	8	44.44%							
Moderate difficulty				(3)	10	55.56%							
High difficulty				(4)	0	0.00%							
Very high difficulty				(5)	0	0.00%							
0 25 50 100								Question	Department	All Masters Courses			
Response Rate		Mean	STD	Median	Department		Mean	STD	Median	All Masters Courses	Mean	STD	Median
18/22 (81.82%)		2.56	0.51	3.00	1071		2.92	0.92	3.00	1285	2.97	0.93	3.00

12 - What level of critical thinking did this course require?

Response Option				Weight	Frequency	Percent	Percent Responses	Means					
Very low				(1)	0	0.00%							
Low				(2)	5	27.78%							
Moderate				(3)	7	38.89%							
High				(4)	5	27.78%							
Very high				(5)	1	5.56%							
0 25 50 100								Question	Department	All Masters Courses			
Response Rate		Mean	STD	Median	Department		Mean	STD	Median	All Masters Courses	Mean	STD	Median
18/22 (81.82%)		3.11	0.90	3.00	1072		3.55	1.04	4.00	1285	3.58	1.03	4.00

13 - What was your interest level in this course topic at the beginning of the semester?

Response Option		Weight	Frequency	Percent	Percent Responses	Means								
Very low		(1)	0	0.00%		4.00		3.58		3.59				
Low		(2)	1	5.56%										
Moderate		(3)	3	16.67%										
High		(4)	9	50.00%										
Very high		(5)	5	27.78%										
02550100					Question		Department		All Masters Courses					
Response Rate		Mean	STD	Median	Department		Mean	STD	Median	All Masters Courses		Mean	STD	Median
18/22 (81.82%)		4.00	0.84	4.00	1073		3.58	1.01	4.00	1287		3.59	1.02	4.00

Duke University - Trinity and Pratt Undergraduate Programs

Pratt EGRP Course Evaluations - Fall 2021

Course: EGRMGMT-590-07: ADV TOPICS IN ENG MGMT
Instructor: Dina Requena
Response Rate: 18/22 (81.82 %)

14 - What is your interest level in this course topic now?

Response Option			Weight	Frequency	Percent	Percent Responses	Means											
Very low			(1)	1	5.56%													
Low			(2)	0	0.00%													
Moderate			(3)	8	44.44%													
High			(4)	7	38.89%													
Very high			(5)	2	11.11%													
							0	25	50	100	Question		Department		All Masters Courses			
Response Rate		Mean	STD	Median	Department		Mean	STD	Median	All Masters Courses		Mean	STD	Median				
18/22 (81.82%)		3.50	0.92	3.50	1075		3.69	1.09	4.00	1289		3.70	1.10	4.00				

15 - How often did you attend class (either live or asynchronously)?

Response Option				Weight	Frequency	Percent	Percent Responses		Means									
More than 95% of the time				(5)	15	93.75%												
85-95% of the time				(4)	0	0.00%												
75-85% of the time				(3)	0	0.00%												
50-75% of the time				(2)	0	0.00%												
0-50% of the time				(1)	1	6.25%												
							0	25	50	100	Question		Department		All Masters Courses			
Response Rate		Mean	STD	Median	Department		Mean	STD	Median	All Masters Courses		Mean	STD	Median				
16/22 (72.73%)		4.75	1.00	5.00	1071		4.66	0.80	5.00	1285		4.68	0.80	5.00				

16 - What grade do you expect to receive in this class?

Response Option				Weight	Frequency	Percent	Percent Responses	Means							
A				(4)	16	88.89%									
B				(3)	2	11.11%									
C				(2)	0	0.00%									
F				(1)	0	0.00%									
Other				(0)	0	0.00%									
								0	25	50	100	Question	Department	All Masters Courses	
Response Rate		Mean	STD	Median	Department		Mean	STD	Median	All Masters Courses		Mean	STD	Median	
18/22 (81.82%)		3.89	0.32	4.00	1065		3.85	0.37	4.00	1277		3.83	0.41	4.00	

17 - Appraisal of Learning

The readings supported the objectives of this course.

Response Option			Weight	Frequency	Percent	Percent Responses	Means							
Strongly agree			(5)	7	38.89%									
Agree			(4)	10	55.56%									
Neutral			(3)	1	5.56%									
Disagree			(2)	0	0.00%									
Strongly disagree			(1)	0	0.00%									
N/A			(0)	0	0.00%									
02550100							Question		Department		All Masters Courses			
Response Rate		Mean	STD	Median	Department		Mean	STD	Median	All Masters Courses		Mean	STD	Median
18/22 (81.82%)		4.33	0.59	4.00	1071		4.40	0.75	5.00	1284		4.39	0.78	5.00

Duke University - Trinity and Pratt Undergraduate Programs

Pratt EGRP Course Evaluations - Fall 2021

Course: EGRMGMT-590-07: ADV TOPICS IN ENG MGMT
Instructor: Dina Requena
Response Rate: 18/22 (81.82 %)

17 - Appraisal of Learning

The assignments and projects supported the objectives of this course.

Response Option	Weight	Frequency	Percent	Percent Responses	Means						
Strongly agree	(5)	6	33.33%								
Agree	(4)	12	66.67%								
Neutral	(3)	0	0.00%								
Disagree	(2)	0	0.00%								
Strongly disagree	(1)	0	0.00%								
N/A	(0)	0	0.00%								
					0	25	50	100	Question	Department	All Masters Courses
Response Rate	Mean	STD	Median	Department	Mean	STD	Median	All Masters Courses	Mean	STD	Median
18/22 (81.82%)	4.33	0.49	4.00	1067	4.42	0.79	5.00	1279	4.42	0.80	5.00

17 - Appraisal of Learning

The class discussions and/or lectures supported the objectives of this course.

Response Option	Weight	Frequency	Percent	Percent Responses	Means						
Strongly agree	(5)	6	33.33%								
Agree	(4)	10	55.56%								
Neutral	(3)	2	11.11%								
Disagree	(2)	0	0.00%								
Strongly disagree	(1)	0	0.00%								
N/A	(0)	0	0.00%								
					0	25	50	100	Question	Department	All Masters Courses
Response Rate	Mean	STD	Median	Department	Mean	STD	Median	All Masters Courses	Mean	STD	Median
18/22 (81.82%)	4.22	0.65	4.00	1067	4.42	0.82	5.00	1280	4.41	0.83	5.00

17 - Appraisal of Learning

I would recommend this course to future students.

Response Option	Weight	Frequency	Percent	Percent Responses	Means						
Strongly agree	(5)	5	27.78%								
Agree	(4)	7	38.89%								
Neutral	(3)	6	33.33%								
Disagree	(2)	0	0.00%								
Strongly disagree	(1)	0	0.00%								
N/A	(0)	0	0.00%								
					0	25	50	100	Question	Department	All Masters Courses
Response Rate	Mean	STD	Median	Department	Mean	STD	Median	All Masters Courses	Mean	STD	Median
18/22 (81.82%)	3.94	0.80	4.00	1068	4.25	0.98	5.00	1281	4.23	1.01	5.00

Duke University - Trinity and Pratt Undergraduate Programs

Pratt EGRP Course Evaluations - Fall 2021

Course: EGRMGMT-590-07: ADV TOPICS IN ENG MGMT
Instructor: Dina Requena
Response Rate: 18/22 (81.82 %)

17 - Appraisal of Learning

The evaluation method (exams, homework, etc.) matched the objectives and content for the course.

Response Option	Weight	Frequency	Percent	Percent Responses	Means						
Strongly agree	(5)	6	33.33%								
Agree	(4)	12	66.67%								
Neutral	(3)	0	0.00%								
Disagree	(2)	0	0.00%								
Strongly disagree	(1)	0	0.00%								
N/A	(0)	0	0.00%								
					0	25	50	100	Question	Department	All Masters Courses
Response Rate	Mean	STD	Median	Department	Mean	STD	Median	All Masters Courses	Mean	STD	Median
18/22 (81.82%)	4.33	0.49	4.00	1068	4.31	0.86	5.00	1282	4.29	0.90	5.00

17 - Appraisal of Learning

The evaluation method (exams, homework, etc.) for this course was fair.

Response Option	Weight	Frequency	Percent	Percent Responses	Means						
Strongly agree	(5)	7	38.89%								
Agree	(4)	11	61.11%								
Neutral	(3)	0	0.00%								
Disagree	(2)	0	0.00%								
Strongly disagree	(1)	0	0.00%								
N/A	(0)	0	0.00%								
					0	25	50	100	Question	Department	All Masters Courses
Response Rate	Mean	STD	Median	Department	Mean	STD	Median	All Masters Courses	Mean	STD	Median
18/22 (81.82%)	4.39	0.50	4.00	1063	4.30	0.89	5.00	1274	4.27	0.92	5.00

18 - Open-Ended QuestionsWhat parts of the class were most useful for you? Why?

Response Rate 6/22 (27.27%)

- working on a semester long project and following up with professor helped me have hands-on learning.
- Class assignments are really productive and great learning experience.
- Final project, PM Lingo, class assignments helped put to practise the concepts we learn
- The Product concepts
- Assignments
- The end-to-end project experience in MPD was extremely helpful. We got to apply concepts learned in class on our project.

19 - What parts of the class were least useful for you? Why?

Response Rate 5/22 (22.73%)

- class assignments were not as useful. Instead, if there would be more discussion about the chapters of book recommended then it will be more helpful.
- The class needs to be more interactive in terms of sharing ideas.
- INNOV8 simulation - did not understand the game
- Some concepts felt a little repetitive with other classes
- Simulations

20 - Please add any additional comments or suggestions for improving the learning experience in this course.

Response Rate 4/22 (18.18%)

- none.
- It would be great if students can work on at least 2 projects. One throughout the semester and the second as the final individual project.
- Reduce course syllabus and focus more on specific things
- As mentioned above, it would be helpful to have a real-time element associated with the project to offer a better hands-on experience to students.

Duke University - Trinity and Pratt Undergraduate Programs
Pratt EGRP Course Evaluations - Fall 2021

Course: EGRMGMT-590-07: ADV TOPICS IN ENG MGMT
Instructor: Dina Requena
Response Rate: 18/22 (81.82 %)

Mean of Means Calculations	Mean	Department	All Masters Courses	
Appraisal of Learning	4.26	4.35	4.33	
Course and Instructor Quality	3.73	4.30	4.29	