

Duke University - Trinity and Pratt Undergraduate Programs

Pratt EGRP Course Evaluations - Fall 2021

Course: EGRMGMT-551-01: ENG MGMT INTERNSHIP ASSESSMENT
Instructor: Dean Hering
Response Rate: 11/18 (61.11 %)

1 - Thank you for completing an evaluation. Your constructive comments and ratings will be helpful to the faculty for improving this course for future students, helpful to the Duke administration for faculty promotion and awarding teaching-based recognitions, and helpful to other students considering enrolling in this course.

Response Option	Weight	Frequency	Percent	Percent Responses	Means			
I understand the purpose of course evaluations.	(1)	11	100.00%	<div><div></div></div>				
				0 25 50 100				
				Response Rate				
				11/18 (61.11%)				

2 - The goal of evaluations is to help instructors identify which aspects of the course are most effective and which aspects could be productively changed. Please do your best to focus on the course components and learning environment, and avoid superficial comments that are not relevant to the learning environment (for example, comments about the appearance of the instructors or personal attacks are not helpful or appropriate).

Response Option	Weight	Frequency	Percent	Percent Responses	Means			
I will do my best to be constructive.	(1)	11	100.00%	<div><div></div></div>				
				0 25 50 100				
				Response Rate				
				11/18 (61.11%)				

3 - Prior research has identified biases in course evaluations related to instructor gender, age, race, ethnicity, sexuality, or other aspects of identity. Keep this in mind when reflecting on your course experience, and do your best to minimize the influence of any particular instructor identities on your evaluation.

Response Option	Weight	Frequency	Percent	Percent Responses	Means			
I will do my best to avoid potential biases.	(1)	11	100.00%	<div><div></div></div>				
				0 25 50 100				
				Response Rate				
				11/18 (61.11%)				

4 - When answering questions that refer to "learning," please consider the relevant aspects of learning that are specific to this course (for example, acquisition of skills and methodology, retention of course content, new ways of thinking, or anything else that the course offered).

Response Option	Weight	Frequency	Percent	Percent Responses	Means			
I understand.	(1)	11	100.00%	<div><div></div></div>				
				0 25 50 100				
				Response Rate				
				11/18 (61.11%)				

5 - Overall Appraisal Give an overall rating for the quality of this course (e.g., content, structure, approach, educational value).

Response Option				Weight	Frequency	Percent	Percent Responses	Means							
Very poor				(1)	0	0.00%		4.45	4.20	4.19					
Poor				(2)	0	0.00%									
Adequate				(3)	1	9.09%									
Good				(4)	4	36.36%									
Excellent				(5)	6	54.55%									
								0	25	50	100	Question	Department	All Masters Courses	
Response Rate		Mean	STD	Median	Department		Mean	STD	Median	All Masters Courses		Mean	STD	Median	
11/18 (61.11%)		4.45	0.69	5.00	1071		4.20	0.89	4.00	1286		4.19	0.90	4.00	

Duke University - Trinity and Pratt Undergraduate Programs

Pratt EGRP Course Evaluations - Fall 2021

Course: EGRMGMT-551-01: ENG MGMT INTERNSHIP ASSESSMENT
Instructor: Dean Hering
Response Rate: 11/18 (61.11 %)

6 - Please elaborate on your impressions of the quality of the course.

Response Rate 8/18 (44.44%)

- Wish many of the assignments were spread out more, because there was a time in late Sept/early Oct that were very busy. Since it's not a graded course, I felt there was a bit too much work overall for it.
- The course is a great value add to the curriculum, and it facilitates some great self-reflection which is helpful as we prepare to leave Duke and go into the industry.
- Good
- Excellent quality in terms of building our story-telling skills, public speaking confidence, and opportunity to understand the stories of our peers.
- Professor provides very clear examples and a lot of class material to prepare for each assignment
- This was a very valuable exercise for self-reflection and building my storytelling skills.
- I extremely enjoyed the course. Before this course, I have never seen story telling as a skill. However, now, I understand what an important skill it is and how significantly it changes the delivery of the content. This is a course that directly teaches a skill for every area of your life.
- I enjoyed this course a lot

7 - Give an overall rating for quality of the instructor (e.g., presentation, knowledge, fairness, responsiveness).

Response Option	Weight	Frequency	Percent	Percent Responses	Means						
Very poor	(1)	0	0.00%		4.73	4.41	4.39				
Poor	(2)	0	0.00%								
Adequate	(3)	0	0.00%								
Good	(4)	3	27.27%								
Excellent	(5)	8	72.73%								
					0	25	50	100	Question	Department	All Masters Courses
Response Rate	Mean	STD	Median	Department	Mean	STD	Median	All Masters Courses	Mean	STD	Median
11/18 (61.11%)	4.73	0.47	5.00	1254	4.41	0.80	5.00	1507	4.39	0.82	5.00

8 - Please elaborate on your impressions of the quality of the instructor.

Response Rate 8/18 (44.44%)

- Dean Hering is great! An amazing storyteller, and gives great feedback to us.
- Dean is very energetic and supportive of the students. He makes the entire process fun and provides detailed quality feedback, which is super helpful.
- Great
- Really appreciate his guidance on how best to tell our stories.
- Dean was always available to solve any doubts. He has a lot of domain on storytelling He is empathic
- Prof. Hering is fantastic and really exemplified presentation and storytelling skills.
- Dean Hering is a great Professor! His feedback on the deliverables were always very detailed, and actionable. He guided us very well through out the semester and provided us with all the necessary material to learn how to become a better story teller.
- Dean Hering is very kind and knowledgeable.

9 - Would you recommend this faculty member for a Pratt Teaching Award?

Response Option	Weight	Frequency	Percent	Percent Responses	Means						
Yes	(1)	4	36.36%		1.64	1.32	1.33				
No	(2)	7	63.64%								
					0	25	50	100	Question	Department	All Masters Courses
Response Rate	Mean	STD	Median	Department	Mean	STD	Median	All Masters Courses	Mean	STD	Median
11/18 (61.11%)	1.64	0.50	2.00	1235	1.32	0.47	1.00	1484	1.33	0.47	1.00
<ul style="list-style-type: none"> • Not enough interaction due to the nature of the course • Professor Dean has made work fun - few people have the ability to do that so well • Dean Hering is a great Professor! His feedback on the deliverables were always very detailed, and actionable. He guided us very well through out the semester and provided us with all the necessary material to learn how to become a better story teller. 											

Duke University - Trinity and Pratt Undergraduate Programs

Pratt EGRP Course Evaluations - Fall 2021

Course: EGRMGMT-551-01: ENG MGMT INTERNSHIP ASSESSMENT
Instructor: Dean Hering
Response Rate: 11/18 (61.11 %)

10 - Self-EvaluationHow many hours per week, on average, did you spend outside of scheduled class (including labs) on this course?

Response Option		Weight	Frequency	Percent	Percent Responses	Means							
3-6 hours per week		(1)	10	90.91%									
6-9 hours per week		(2)	1	9.09%									
9-12 hours per week		(3)	0	0.00%									
12-15 hours per week		(4)	0	0.00%									
15+ hours per week		(5)	0	0.00%									
					0	25	50	100	Question	Department	All Masters Courses		
Response Rate		Mean	STD	Median	Department		Mean	STD	Median	All Masters Courses	Mean	STD	Median
11/18 (61.11%)		1.09	0.30	1.00	1075		2.05	1.02	2.00	1289	2.13	1.08	2.00

11 - How difficult was this course for you?

Response Option		Weight	Frequency	Percent	Percent Responses	Means					
Very low difficulty		(1)	0	0.00%							
Low difficulty		(2)	8	72.73%							
Moderate difficulty		(3)	3	27.27%							
High difficulty		(4)	0	0.00%							
Very high difficulty		(5)	0	0.00%							
0 25 50 100						Question		Department		All Masters Courses	
Response Rate		Mean	STD	Median	Department		Mean	STD	Median	All Masters Courses	
11/18 (61.11%)		2.27	0.47	2.00	1071		2.92	0.92	3.00	1285	

12 - What level of critical thinking did this course require?

Response Option				Weight	Frequency	Percent	Percent Responses	Means					
Very low				(1)	0	0.00%							
Low				(2)	1	9.09%							
Moderate				(3)	4	36.36%							
High				(4)	4	36.36%							
Very high				(5)	2	18.18%							
02550100							Question	Department	All Masters Courses				
Response Rate		Mean	STD	Median	Department		Mean	STD	Median	All Masters Courses	Mean	STD	Median
11/18 (61.11%)		3.64	0.92	4.00	1072		3.55	1.04	4.00	1285	3.58	1.03	4.00

13 - What was your interest level in this course topic at the beginning of the semester?

Response Option				Weight	Frequency	Percent	Percent Responses	Means						
Very low				(1)	0	0.00%								
Low				(2)	5	45.45%								
Moderate				(3)	2	18.18%								
High				(4)	3	27.27%								
Very high				(5)	1	9.09%								
0 25 50 100								Question	Department		All Masters Courses			
Response Rate		Mean	STD	Median	Department		Mean	STD	Median	All Masters Courses		Mean	STD	Median
11/18 (61.11%)		3.00	1.10	3.00	1073		3.58	1.01	4.00	1287		3.59	1.02	4.00

Duke University - Trinity and Pratt Undergraduate Programs

Pratt EGRP Course Evaluations - Fall 2021

Course: EGRMGMT-551-01: ENG MGMT INTERNSHIP ASSESSMENT
Instructor: Dean Hering
Response Rate: 11/18 (61.11 %)

14 - What is your interest level in this course topic now?

Response Option		Weight	Frequency	Percent	Percent Responses	Means										
Very low		(1)	0	0.00%												
Low		(2)	1	9.09%												
Moderate		(3)	2	18.18%												
High		(4)	7	63.64%												
Very high		(5)	1	9.09%												
					0	25	50	100	Question		Department		All Masters Courses			
Response Rate		Mean	STD	Median	Department		Mean	STD	Median	All Masters Courses		Mean	STD	Median		
11/18 (61.11%)		3.73	0.79	4.00	1075		3.69	1.09	4.00	1289		3.70	1.10	4.00		

15 - How often did you attend class (either live or asynchronously)?



Response Option		Weight	Frequency	Percent	Percent Responses	Means								
More than 95% of the time		(5)	10	100.00%										
85-95% of the time		(4)	0	0.00%										
75-85% of the time		(3)	0	0.00%										
50-75% of the time		(2)	0	0.00%										
0-50% of the time		(1)	0	0.00%										
0 25 50 100					Question		Department		All Masters Courses					
Response Rate		Mean	STD	Median	Department		Mean	STD	Median	All Masters Courses		Mean	STD	Median
10/18 (55.56%)		5.00	0.00	5.00	1071		4.66	0.80	5.00	1285		4.68	0.80	5.00

16 - What grade do you expect to receive in this class?

Response Option				Weight	Frequency	Percent	Percent Responses	Means							
A				(4)	8	72.73%									
B				(3)	0	0.00%									
C				(2)	0	0.00%									
F				(1)	0	0.00%									
Other				(0)	3	27.27%									
0 25 50 100								Question		Department		All Masters Courses			
Response Rate		Mean	STD	Median	Department		Mean	STD	Median	All Masters Courses		Mean	STD	Median	
11/18 (61.11%)		4.00	0.00	4.00	1065		3.85	0.37	4.00	1277		3.83	0.41	4.00	

17 - Appraisal of Learning

The readings supported the objectives of this course.

Response Option			Weight	Frequency	Percent	Percent Responses	Means					
Strongly agree			(5)	6	54.55%							
Agree			(4)	2	18.18%							
Neutral			(3)	0	0.00%							
Disagree			(2)	0	0.00%							
Strongly disagree			(1)	0	0.00%							
N/A			(0)	3	27.27%							
02550100						Question	Department	All Masters Courses				
Response Rate		Mean	STD	Median	Department	Mean	STD	Median	All Masters Courses	Mean	STD	Median
11/18 (61.11%)		4.75	0.46	5.00	1071	4.40	0.75	5.00	1284	4.39	0.78	5.00


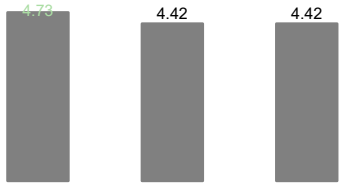

Duke University - Trinity and Pratt Undergraduate Programs

Pratt EGRP Course Evaluations - Fall 2021

Course: EGRMGMT-551-01: ENG MGMT INTERNSHIP ASSESSMENT
Instructor: Dean Hering
Response Rate: 11/18 (61.11 %)





17 - Appraisal of Learning

The assignments and projects supported the objectives of this course.

Response Option	Weight	Frequency	Percent	Percent Responses	Means						
Strongly agree	(5)	8	72.73%								
Agree	(4)	3	27.27%								
Neutral	(3)	0	0.00%								
Disagree	(2)	0	0.00%								
Strongly disagree	(1)	0	0.00%								
N/A	(0)	0	0.00%								
					0	25	50	100	Question	Department	All Masters Courses
Response Rate	Mean	STD	Median	Department	Mean	STD	Median	All Masters Courses	Mean	STD	Median
11/18 (61.11%)	4.73	0.47	5.00	1067	4.42	0.79	5.00	1279	4.42	0.80	5.00


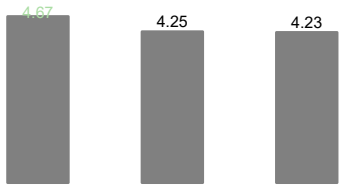


17 - Appraisal of Learning

The class discussions and/or lectures supported the objectives of this course.

Response Option	Weight	Frequency	Percent	Percent Responses	Means						
Strongly agree	(5)	5	45.45%								
Agree	(4)	3	27.27%								
Neutral	(3)	0	0.00%								
Disagree	(2)	0	0.00%								
Strongly disagree	(1)	0	0.00%								
N/A	(0)	3	27.27%								
					0	25	50	100	Question	Department	All Masters Courses
Response Rate	Mean	STD	Median	Department	Mean	STD	Median	All Masters Courses	Mean	STD	Median
11/18 (61.11%)	4.63	0.52	5.00	1067	4.42	0.82	5.00	1280	4.41	0.83	5.00

17 - Appraisal of Learning

I would recommend this course to future students.

Response Option	Weight	Frequency	Percent	Percent Responses	Means						
Strongly agree	(5)	6	54.55%								
Agree	(4)	3	27.27%								
Neutral	(3)	0	0.00%								
Disagree	(2)	0	0.00%								
Strongly disagree	(1)	0	0.00%								
N/A	(0)	2	18.18%								
					0	25	50	100	Question	Department	All Masters Courses
Response Rate	Mean	STD	Median	Department	Mean	STD	Median	All Masters Courses	Mean	STD	Median
11/18 (61.11%)	4.67	0.50	5.00	1068	4.25	0.98	5.00	1281	4.23	1.01	5.00

Duke University - Trinity and Pratt Undergraduate Programs

Pratt EGRP Course Evaluations - Fall 2021

Course: EGRMGMT-551-01: ENG MGMT INTERNSHIP ASSESSMENT
Instructor: Dean Hering
Response Rate: 11/18 (61.11 %)

17 - Appraisal of Learning

The evaluation method (exams, homework, etc.) matched the objectives and content for the course.

Response Option	Weight	Frequency	Percent	Percent Responses	Means						
Strongly agree	(5)	7	63.64%								
Agree	(4)	3	27.27%								
Neutral	(3)	0	0.00%								
Disagree	(2)	0	0.00%								
Strongly disagree	(1)	0	0.00%								
N/A	(0)	1	9.09%								
					0	25	50	100	Question	Department	All Masters Courses
Response Rate	Mean	STD	Median	Department	Mean	STD	Median	All Masters Courses	Mean	STD	Median
11/18 (61.11%)	4.70	0.48	5.00	1068	4.31	0.86	5.00	1282	4.29	0.90	5.00

17 - Appraisal of Learning

The evaluation method (exams, homework, etc.) for this course was fair.

Response Option	Weight	Frequency	Percent	Percent Responses	Means						
Strongly agree	(5)	8	72.73%								
Agree	(4)	2	18.18%								
Neutral	(3)	0	0.00%								
Disagree	(2)	0	0.00%								
Strongly disagree	(1)	0	0.00%								
N/A	(0)	1	9.09%								
					0	25	50	100	Question	Department	All Masters Courses
Response Rate	Mean	STD	Median	Department	Mean	STD	Median	All Masters Courses	Mean	STD	Median
11/18 (61.11%)	4.80	0.42	5.00	1063	4.30	0.89	5.00	1274	4.27	0.92	5.00

18 - Open-Ended QuestionsWhat parts of the class were most useful for you? Why?

Response Rate 6/18 (33.33%)

- The presentation, with the emphasis on using photos and getting us to think about how to tell a story.
- First lect
- The internship presentation was the most useful because it gave me a platform to tell my story to my cohort, and in the process develop my story telling and public speaking skills. It also gave me a chance to listen to others' stories and helped to understand them better.
- -I really appreciated that the course material included presentations or writings from previous students, as this gives you an understanding of what is expected -I appreciated the presentation lecture, where they taught us to present only with images and tell a story.
- Having access to the previous years' presentation videos was extremely helpful for me to observe what techniques have worked and what techniques have not when delivering a story.
- documentation of internship so i can remember later on and improving my ability to talk about myself

19 - What parts of the class were least useful for you? Why?

Response Rate 5/18 (27.78%)

- The written report. Not sure how it will help us going forward.
- all usefull
- The report, because I feel that the presentation best captured my story
- I don't see how the presentation and the report connect, because on one hand the presentation is of your personal story, and you are evaluated on things like storytelling, but on the other hand, the report is supposedly directed to an employer, so it has to be less emotional and more fact oriented.
- I do not think there was a part that was not useful.

20 - Please add any additional comments or suggestions for improving the learning experience in this course.

Response Rate 1/18 (5.56%)

- Great course! I hope future students benefit as much from this course as I did!

Duke University - Trinity and Pratt Undergraduate Programs
Pratt EGRP Course Evaluations - Fall 2021

Course: EGRMGMT-551-01: ENG MGMT INTERNSHIP ASSESSMENT
Instructor: Dean Hering
Response Rate: 11/18 (61.11 %)

Mean of Means Calculations	Mean	Department	All Masters Courses	
Appraisal of Learning	4.71	4.35	4.33	
Course and Instructor Quality	4.59	4.30	4.29	