



Techniques For Enhancing Speaking Skills In L2 Classes With Podcasts

Kusum Knapczyk (Hindi)

Duke University



OBJECTIVES

- ❖ Why Podcasts?
- ❖ Step by step of making a Podcast.
- ❖ Benefits of making podcasts.
- ❖ Ways to Publish a podcast

Why Podcast?



Ways Of Speaking In Language Class

Oral presentations

Discuss in the class

Skit

Conversation clubs

Record your response after seeing a photo/video on the
VoiceThread

Why podcast works the best?

- Because it is well researched and practiced
- It teaches students art of public speaking.
- Students act more professional when making the podcasts.
- Connects with 5 c's





WORLD-READINESS STANDARDS FOR LEARNING HINDI

GOAL AREAS	STANDARDS		
COMMUNICATION <i>Communicate effectively in Hindi in order to function in a variety of situations and for multiple purposes.</i>	Interpersonal Communication: Learners interact and negotiate meaning in spoken or written conversations in Hindi to share information, reactions, feelings, and opinions.	Interpretive Communication: Learners understand, interpret, and analyze what is heard, read, or viewed in Hindi on a variety of topics.	Presentation Communication: Learners present information, concepts, and ideas in Hindi to inform, explain, persuade, and narrate on a variety of topics using appropriate media and adapting to various audiences of listeners, readers, or viewers.
CULTURES <i>Interact with cultural competence and understanding in Hindi.</i>	Relating Cultural Practices to Perspectives: Learners use Hindi to investigate, explain, and reflect on the relationship between the practices and perspectives of the culture of the Hindi-speaking communities.	Relating Cultural Products to Perspectives: Learners use Hindi to investigate, explain, and reflect on the relationship between the products and perspectives of the culture of the Hindi-speaking communities.	
CONNECTIONS <i>Connect with other disciplines and acquiring information and diverse perspectives in order to use Hindi in function in academic and career-related situations.</i>	Making Connections: Learners build, reinforce, and expand their knowledge of other disciplines while using Hindi to develop critical thinking and to solve problems creatively.	Acquiring Information and Diverse Perspectives: Learners access and evaluate information and diverse perspectives that are available through the Hindi language and its culture.	
COMPARISONS <i>Develop insight into the nature of Hindi language and its culture in order to interact with cultural competence.</i>	Language Comparisons: Learners use Hindi to investigate, explain, and reflect on the nature of language through comparisons between Hindi and the other language(s) they know.	Cultural Comparisons: Learners use Hindi to investigate, explain, and reflect on the concept of culture through comparisons between the cultures of the Hindi-speaking communities and their own.	
COMMUNITIES <i>Communicate and interact with cultural competence in Hindi in order to participate in multilingual communities at home and around the world.</i>	School and Global Communities: Learners use Hindi both within and beyond the school to interact and collaborate in their community and the globalized world.	Linking Learning: Learners set goals and reflect on their progress in using Hindi for enjoyment, enrichment, and advancement.	



Step By Step Of Making A Podcast

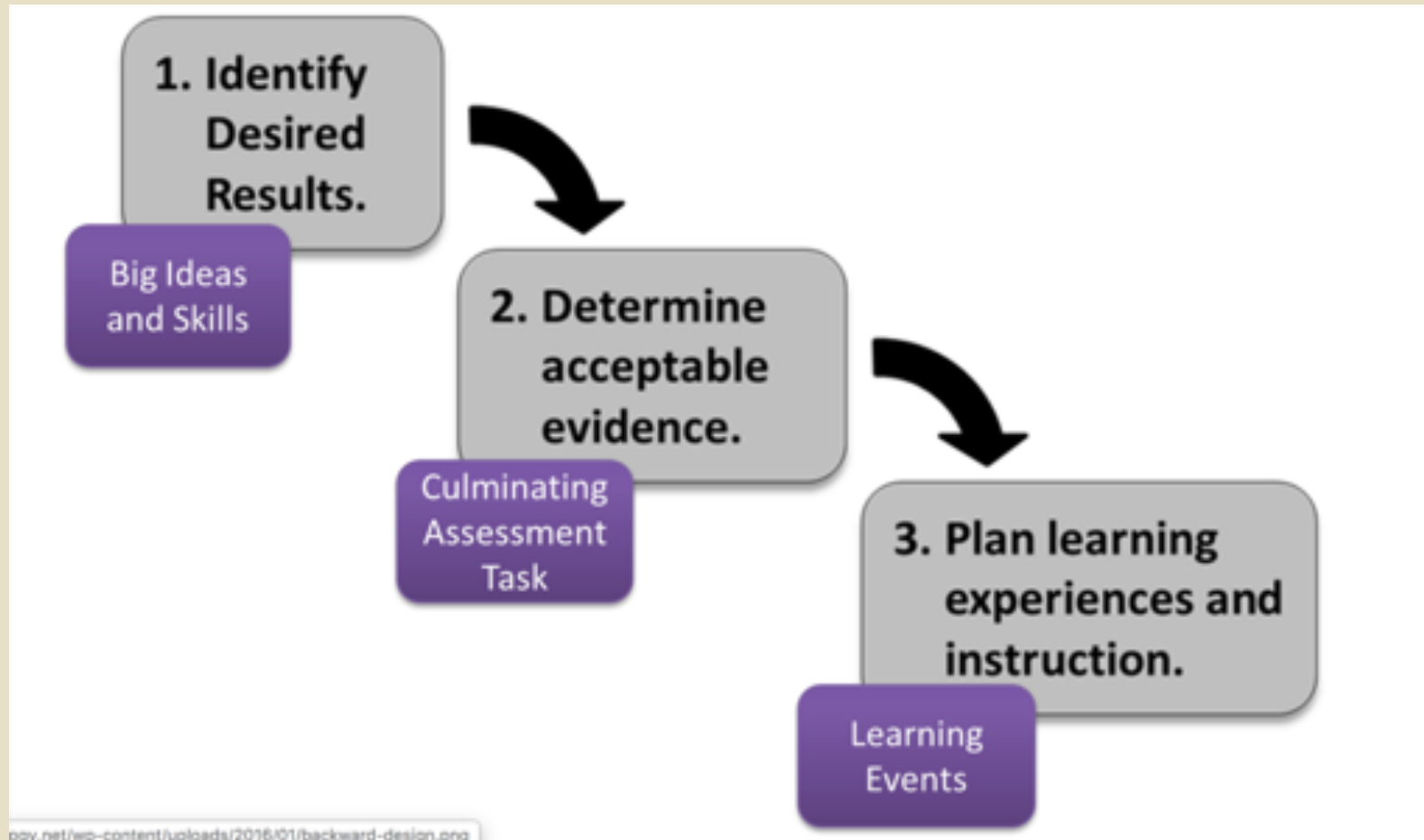
Step#1

Backward design- What should my students achieve at the end of the semester from making podcasts?

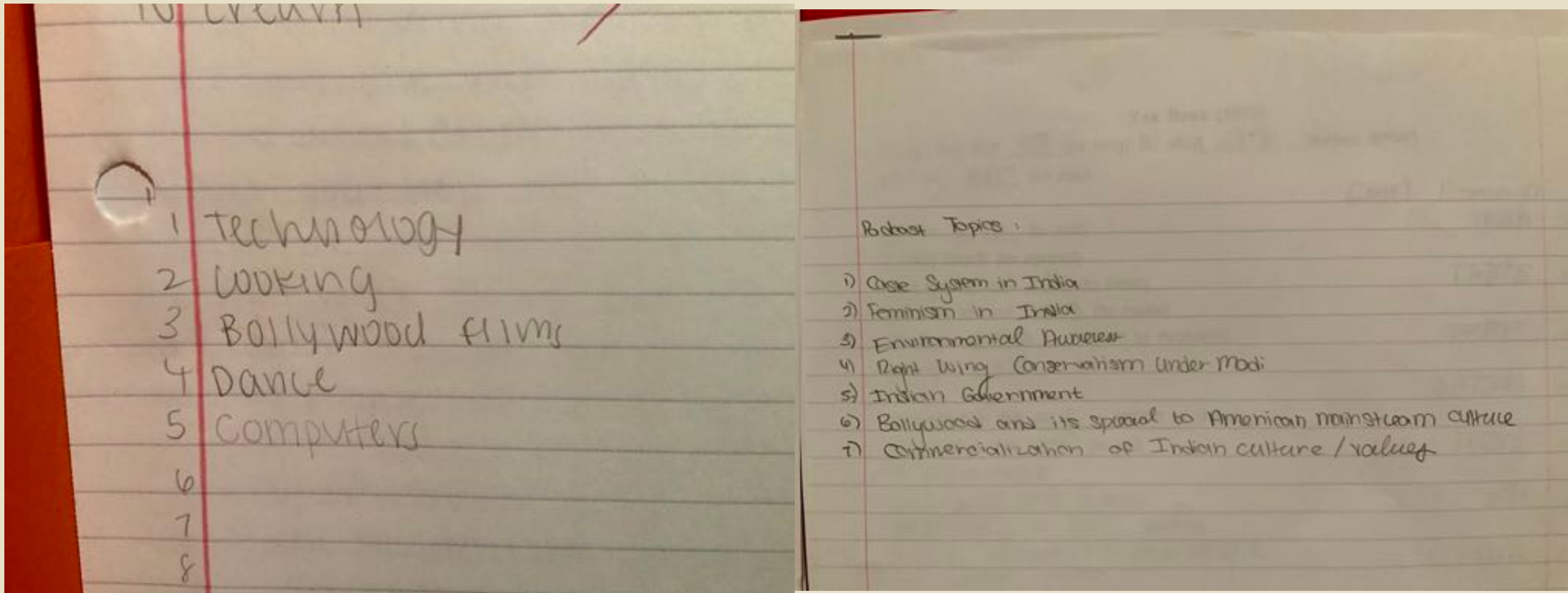
Setting speaking goals- **Intermediate high- Advanced low**

- Speaking in Hindi using all major time frames
- Speaking in Hindi at paragraph lengths
- Using topic related vocabulary efficiently
- Enhance critical thinking
- Ability of problem solving


Backward design model



Step#2 Discuss the goals with the class and choose themes.



Step #3 Select the topic that reflects the week's theme.



Step#4 eight minutes rule

Two weeks – one podcast

Without support students feel lost

It is difficult to do alone

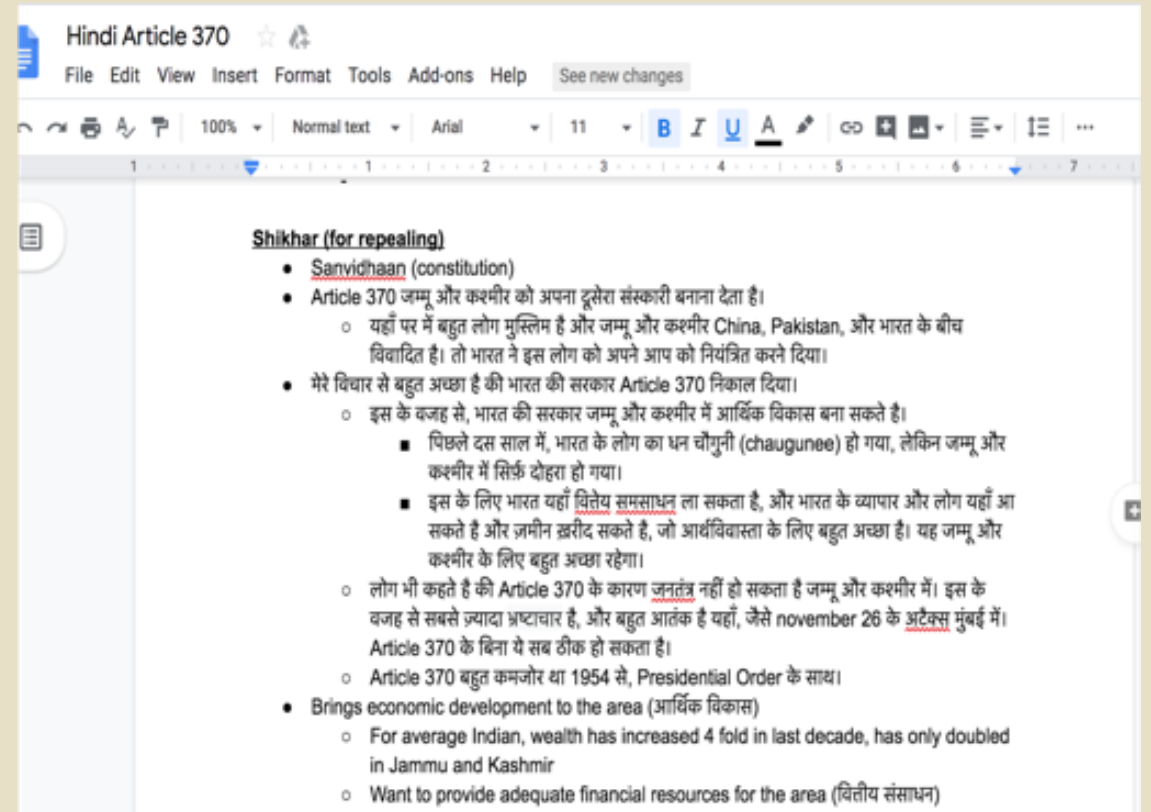
They need help to decide which word to choose.

They need to be corrected

Step#5 Research

First three days

- Set the goals for each day
- On a shared google drive jot down ideas
- You can write in Hindi or in English font.
- Make a vocabulary list
- Everybody's views will be different
- Research can be done from online resources/library resources in any language support your opinion.
- Read each other's opinions



Step# 6

Fourth and fifth day

Read your story and make corrections

Ask questions



Step# 7

Sixth and seventh day

Sixth day tell the story to 3 people

Seventh day present the story in the class.

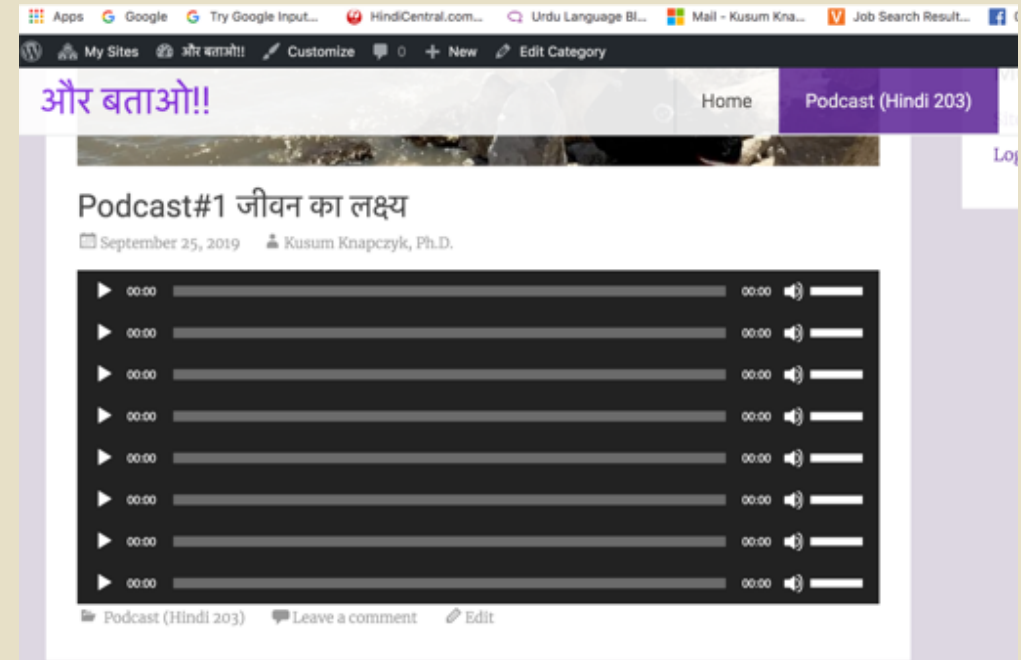
Students are not suppose to read the presentation but can use bullet points.



Step# 8

Day Eight

Practice and record a two minutes podcasts on the Duke site.



Why to publish on the Duke webpage

- Students can use it later for the reference.
- They can show it to somebody.
- They act professional because somebody can listen to them.
- https://sites.duke.edu/hindi203d_01d_f2019/category/podcast1/



Few Examples Of Podcasts

Creative podcasts

3 D printing to connect with culture and language



Blog

<https://learninginnovation.duke.edu/blog/2019/11/dukes-hindi-students-use-3d-printing-to-connect-with-culture-and-language/>

3 D printer



CULTURES

Interact with cultural competence and understanding

CONNECTIONS

Connect with other disciplines and acquire information and diverse perspectives in order to use the language to function in academic and career-related situations

Guest speakers



Podcast examples

- https://sites.duke.edu/hindi203d_01d_f2019/category/podcast1/

Rubric for Podcast

	50-40 points Excellent	39-30- points average	29-10 points Need improvement
Vocabulary	Vocabulary is varied and student incorporated new words related to the topic	Vocabulary is used correctly most of the time; student uses predictable words	Student uses a minimal range of vocabulary; forgets words frequently and uses wrong words; fills in unknown words with English
Grammar	Sentence structures follow grammatical rules; student conjugates verbs correctly and uses a variety of tenses	Structure and conjugations are usually correct with some mistakes; speaker could use more of a variety of tenses and structures	Speaker demonstrates lack of control over switching between structures and tenses; conjugations and word order are frequently incorrect
Presentation In the class	Student has prepared an organized presentation. The presentation is not memorized; audience is engaged and able to follow the presentation.	Speaker is well-prepared but forgets some lines; audience is usually engaged and can understand most of the presentation	Student forgets lines frequently; audience is not engaged and unable to follow the presentation
Podcast upload on the site With title	Uploaded on the sites.duke.edu (see column below) Title- write a title related to the topic and also your first name in English on the podcast.	Uploaded on Sakai.	Emailed me.

Struggles

- When they talk to each other they don't help each other.
- Grading is difficult
- Coming late/missed the class

Students feedback

- Like me, many of my classmates found this podcast to be the most exciting. We got to print objects related to our Hindi class, and discuss them with each other. What was the most interesting about this podcast was that we had an actual object to talk about rather than just an idea. Our classmates could see our Koh-i-noor crown or lotuses as we discussed with each other what these symbols meant.
- My favourite part about the podcasts is that we were able to use Hindi to explore topics that interested us. I think that in order to learn effectively, students must be able to apply what they've learned to outside topics. Kusum Ji gave us a way to do exactly that through these podcasts. I hope to learn more and more about the world through these podcasts!

Thank you!!