

# TECH@FUQUA

---

Your guide to technology and communications at Fuqua. Read on to understand commonly used web platforms, mobile apps, and communications or emails at Fuqua.

**Need help with Duke email, WiFi, ePrint, or computer software?**

Visit the [Technical Support Center \(TSC\) website](#), email [help@fuqua.duke.edu](mailto:help@fuqua.duke.edu) or visit [their office](#) in Keller Center West.

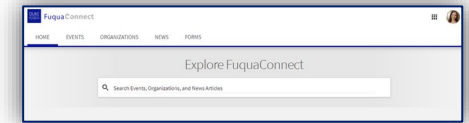
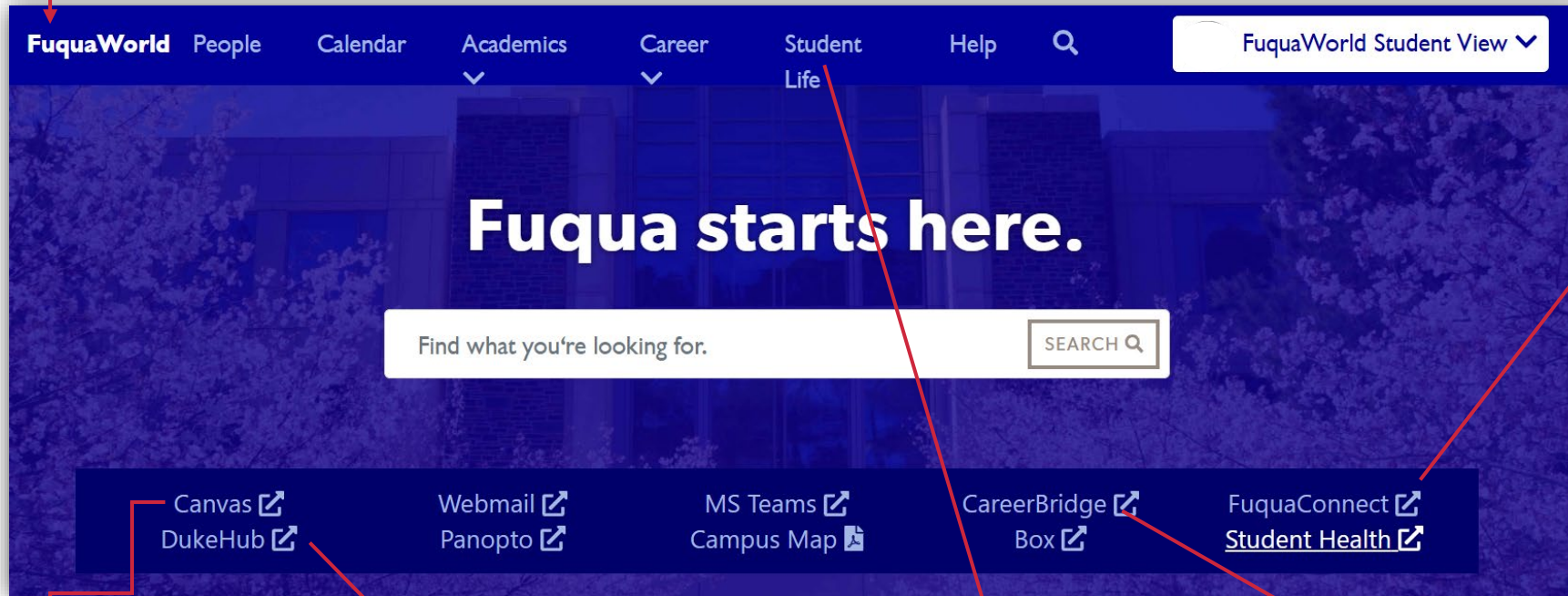
# KEY WEB PLATFORMS

---

# MOST COMMON FUQUA PLATFORMS: A SNAPSHOT

**A central hub for the Fuqua community:** Get connected to other Fuqua and Duke platforms and access Fuqua-specific resources.

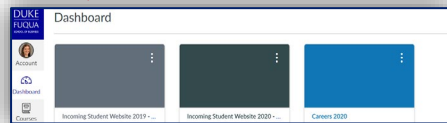
Screenshot of [FuquaWorld home page](#)



## FuquaConnect

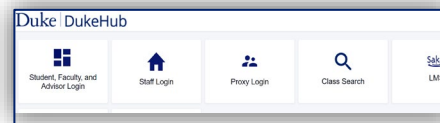
**Clubs' platform:** Join clubs, RSVP to events, and view a calendar of extracurricular events and programming.

*Download the CORQ app to keep up with events on your smartphone.*



## Canvas

**Course platform:** Access syllabi, readings, assignments, due dates, etc. for your Fuqua classes.



## DukeHub

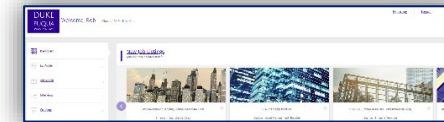
**Student Information portal:** Register for classes, view academic record, request transcripts, view bursar info and financial aid.

Click "**Student Life**"



## Fuqua411

**Info Aggregator:** Policies, resources, and guides for getting stuff done at Fuqua (events, reimbursements, travel, etc.).



## CareerBridge

**Career platform:** Manage your career search.








# MOST COMMON PLATFORMS: EXPLAINED

	WHAT IS IT?	WHAT DO I USE IT FOR?	NetID REQUIRED?	FREQUENCY OF USE
<b>ADMINISTRATIVE</b>				
<a href="#">FuquaWorld</a>	Central hub of information for all of Fuqua	Our secured intranet, FuquaWorld gets you connected to other Duke or Fuqua platforms (DukeHub, FuquaConnect, Canvas, CareerBridge, etc.) and search the student/faculty/staff directory.	Yes	If you're not sure where to look for something, search FuquaWorld first.  As needed
<a href="#">DukeHub</a>	Duke-wide Student Information System	Contains official academic record information. You can register for courses, view your academic history/record, check most up-to-date course schedule, monitor bursar account activity, request an official transcript, and make address or personal information updates.	Yes	Check bursar info monthly to make sure your account is current. You will receive an email alert when you have a bursar bill.  As needed
<b>ACADEMIC</b>				
<a href="#">Canvas</a>	Learning Management System (LMS)	Each of your courses will have a dedicated Canvas site where you can view Fuqua course syllabi, readings, assignments, due dates, etc. Professors will also use Canvas to send announcements about class. <i>Note: Canvas also hosts your Incoming Student Website (ISW)!</i>	Yes	You will be notified via email when professors post a Canvas announcement.  Daily
<b>CAREER</b>				
<a href="#">Fuqua CareerBridge</a>	Recruiting and career search platform	CareerBridge supports the career search by facilitating connections between students and prospective employers. You can schedule career coaching appointments, sign up for employer presentations, view and apply to job postings, and manage campus interview schedules.	Yes	Access to CareerBridge for incoming students will be granted during Summer Term.  Daily
<b>STUDENT LIFE</b>				
<a href="#">FuquaConnect</a>	Club and extracurricular management and events platform	View and join clubs and organizations (plus select Fuqua Administrative offices like OSL!), view a calendar of extracurricular events and programming, sign up to receive club newsletters, and RSVP for events.	Yes	FuquaConnect is the main platform to learn about student clubs/orgs. and upcoming events.  Daily
<a href="#">Slack</a>	Student communication platform	Slack is Fuqua's student-run workspace and communication platform. A space for both FYs and SYs to connect and build community, Slack supplements the student or club-related communications sent via email or through FuquaConnect.	No (Duke email)	Members of the Class of 2026 will be invited to join Fuqua's official Slack in the weeks leading up to Orientation.  Daily
<b>MISCELLANEOUS</b>				
<a href="#">Fuqua411</a>	Aggregator of resources and answers to common student questions	Learn how to get stuff done at Fuqua. The Fuqua411 contains everything from key academic policies, to how to order Fuqua-branded swag for your club or student organization, to how to plan a big or small student event, to wellness resources. The Fuqua411 is useful for all students, but particularly helpful for club leaders or students planning events.	No	As needed. If you have a question about a Fuqua policy or best practice, check the Fuqua411 first.  As needed






# DUKE & FUQUA MOBILE APPS

---

# DUKE & FUQUA MOBILE APPS

APP	WHY DOWNLOAD?	HOW TO DOWNLOAD:
 <b>Canvas</b>	Review your ISW (including Orientation information!) and Fuqua course materials anywhere!	Search "Canvas" in the app store (full app name is "Canvas Student"). Once you open the app, search "Fuqua"* when prompted to enter your institution, login with your Duke NetID and password, and click "Authorize" to allow the Canvas app to access your Fuqua courses.
 <b>CORQ</b>	View FuquaConnect clubs and organizations, browse the extracurricular calendar, RSVP to events, and add event details directly to your calendar.	Search "CORQ" in the app store. Once you download the app, you will need to select "FuquaConnect" as your campus when prompted and login with your Duke NetID and password.
 <b>DukeMobile</b>	The DukeMobile app is your connection point to many Duke University resources and information, like news, the Duke campus map, DukeCard office, and Duke Athletics.	Search "DukeMobile" in the app store.
 <b>Duo Mobile</b>	The Duo Mobile is Duke's system for multi-factor authentication (MFA). MFA is required to login to most Duke services that use your NetID and password.	Search "Duo Mobile" in the app store. Additional instructions available <a href="#">here</a> .
 <b>Libby</b>	Duke University Libraries and the Ford Library at Fuqua have partnered with OverDrive to offer downloadable eBooks and audiobooks that you can enjoy on all major devices.	Search "Libby, by OverDrive" in the app store. You don't need to create an account; when you first download the app, you can simply click "Continue" and then select the Duke University library system.
 <b>LiveSafe</b>	The LiveSafe app helps the Duke University Police Department (DUPD) maintain a safe campus community. The app facilitates real-time, two-way communication between members of the Duke Community and DUPD, allowing users to receive emergency alert notifications and share anonymous tips with campus police.	Search "LiveSafe" in the app store. Create your profile and select Duke University.
 <b>Mersive Solstice</b>	The Solstice App allows you to connect via AirPlay your Apple device to the monitors in Fuqua's team rooms and team room space on the 2 <sup>nd</sup> floor (near the library).	Search "Mersive Solstice" in the app store and download "Mersive Solstice App". Follow prompts on monitors in team rooms to connect device.

# DUKE & FUQUA MOBILE APPS

APP	WHY DOWNLOAD?	HOW TO DOWNLOAD:
 <b>Microsoft Outlook</b>	The Microsoft Outlook app is the Duke's Office of Information Technology (OIT) recommended platform for accessing your Duke Email account on your mobile device. You can also use the built-in mail app on your iPhone or Android device, but the OWA app is not supported for use with Duke email.	Search "Microsoft Outlook" in the app store. Enter your NetID@duke.edu email address and click "Open Authenticator". Enter NetID@duke.edu as your username, your NetID password, and authenticate via Multi-factor authentication.  <i>Additional instructions available <a href="#">here</a>.</i>
 <b>Mobile Ordering</b>	Beat the lunch rush and order a set menu of options from Duke Universities may dining vendors.	Search "Transact Mobile Ordering" and select "Duke University" as your campus. Login with your NetID and password.  <i>Note: you will need to add a credit card under payment methods in order to take advantage of mobile ordering.</i>
 <b>Slack</b>	Stay connected with the Fuqua community across channels and direct messages, all while on the go.	Search "Slack" in the app store. Once you open the app, hit "Sign In" and then "Email me with a magic link". Enter your Duke email address and follow the instructions.
 <b>Transact</b>	Use Transact eAccounts to view your mobile DukeCard's account balance, add money, track recent transactions and add your DukeCard to your digital wallet. Review instructions on how to add your DukeCard to your mobile device <a href="#">here</a> .	Search "Transact eAccounts" in the app store. Once you open the app, hit "Get Started". Select "Duke University" on the institutions list and click "eAccounts Portal". Enter your Duke email address and follow the instructions.
 <b>TransLoc</b>	If you plan on using the Duke Transportation System to get around campus, TransLoc is your resource for up-to-date bus route information and timing.	Search "TransLoc". Under "Settings" (the gear icon in the top right), select the Duke University transit system.

# OVERVIEW OF EMAIL COMMUNICATIONS

SUNDAY	MONDAY	TUESDAY	WEDNESDAY	THURSDAY	FRIDAY
<p><b>SECTION NEWSLETTERS</b> <i>Sent by section leaders on Sundays or Mondays.</i></p> <p>Highlights section-specific events or updates.</p>	<p><b>FUQUA THIS WEEK (FTW)</b> <i>Sent by the MBAA VP of Communications.</i></p> <p>Highlights student-led programming and events and shares important updates or announcements relevant to Daytime students.</p>		<p><b>MBA DIGEST</b> <i>Sent by Steve Misuraca and the Daytime MBA Program Team.</i></p> <p>Highlights administrative programming and events and shares important updates or announcements relevant to Daytime students.</p>	<p><b>TEAM FUQUA FLASH</b> <i>Sent monthly by Fuqua Alumni Relations every other month.</i></p> <p>Primarily geared towards alumni, Team Fuqua Flash highlights news, events, engagement opportunities, and thought leadership.</p>	
<p><b>CLUB NEWSLETTERS</b> <i>Sent by club leaders on Sundays or Mondays.</i></p> <p>Highlights club updates, programming, or important announcements.</p>					
<p><b>FUQUA INSIGHTS</b> <i>Sent every other month by Fuqua PR.</i></p> <p>Highlights Fuqua news, press clippings, and faculty research and thought pieces.</p>					
<p><b>GPSG NEWS</b> <i>Sent by the Graduate and Professional School Student Government.</i></p> <p>Contains updates and announcements relevant to all Duke professional and graduate school students.</p>					
<p><b>SLACK</b> Check regularly for informal and ad-hoc announcements from the MBAA, clubs, student organizations, and special interest groups.</p>					

 Sent by students

 Sent by administrative departments



# ADDITIONAL TECH TOOLS AND RESOURCES

---

# ADDITIONAL IT PLATFORMS AND RESOURCES

PLATFORM / RESOURCE	LINK	WHAT CAN I DO WITH THIS?	HOW DO I LOGIN?
<b>ePrint</b>	<a href="#">Learn more</a>	Print from your own computer to print stations distributed throughout Fuqua. Printing at Fuqua is not free, but Fuqua awards a \$55 quota per 6-month period directly on your FLEX account (e.g., on your DukeCard).	NetID + password
<b>Ford Library Databases</b>	<a href="#">Learn more</a>	Access articles and journals on all of Ford Library's Business Databases, including Bloomberg Professional.	NetID + password; not required on Fuqua's WiFi
<b>Fuqua PowerPoint Templates</b>	<a href="#">Learn more</a>	Access Fuqua-branded PowerPoint templates for professional class or extracurricular presentations. Search "Marketing Materials" on FuquaWorld and click the first link in the search results. Microsoft PPT and Google Slides templates are available.	NetID + password
<b>LinkedIn Learning</b>	<a href="#">Learn more</a>	Duke students can access the entire LinkedIn Learning online training library anytime, anywhere.	Login using your <a href="mailto:NetID@duke.edu">NetID@duke.edu</a> email + password
<b>QR Code Generator</b>	<a href="#">Learn more</a>	Generate and customize QR Codes	Not required
<b>Sites@Duke</b>	<a href="#">Learn more</a>	Create Duke WordPress websites for personal, team, conference, club or other uses.	NetID + password
<b>Zoom</b>	<a href="#">Learn more</a>	Duke's preferred video conferencing and online meeting tool. All members of the Duke community have access to a pro Zoom account.	NetID + password

Check out all the applications and services Duke OIT offers by visiting their [website](#).