







Duke and Fuqua Apps for Your Mobile Device

Get Fuqua and Duke resources at your fingertips! Prepare your mobile device for Fuqua and download the apps below to stay connected on-the-go.

App	Why download?	To Download:
 Canvas	Review your ISW and Fuqua course materials anywhere! We'll also use the ISW to share key Orientation information, like daily schedules and FAQs.	<p>Search "Canvas" in the app store (full app name is "Canvas Student"). Once you open the app, search "Fuqua"* when prompted to enter your institution, login with your Duke NetID and password, and click "Authorize" to allow the Canvas app to access your Fuqua courses.</p> <p><i>*if Fuqua doesn't appear when you search only "Fuqua", try searching "Fuqua.Instructure.Com".</i></p>
 CORQ	View FuquaConnect clubs and organizations, browse the extracurricular calendar, RSVP to events, and add event details directly to your calendar.	Search "CORQ" in the app store. Once you download the app, you will need to select "FuquaConnect" as your campus when prompted and login with your Duke NetID and password.
 DukeMobile	The DukeMobile app is your connection point to many Duke University resources and information, like news, the Duke campus map, and Duke Athletics.	Search "DukeMobile" in the app store.
 TransLoc	If you plan on using the Duke Transportation System to get around campus, TransLoc is your resource for up-to-date bus route information and timing.	Search "TransLoc Rider". Under "Settings" (the gear icon in the top right), select the Duke University transit system.
 LiveSafe	The LiveSafe app helps the Duke University Police Department (DUPD) maintain a safe campus community. The app facilitates real-time, two-way communication between members of the Duke Community and DUPD, allowing users to receive emergency alert notifications and share anonymous tips with campus police.	Search "LiveSafe" in the app store. Create your profile and select Duke University.
 OverDrive	Duke University Libraries and the Ford Library at Fuqua have partnered with OverDrive to offer downloadable eBooks and audiobooks that you can enjoy on all major devices.	Search "OverDrive" in the app store. You don't need to create an account; when you first download the app, you can simply click "Continue" and then select the Duke University library system.



Microsoft Outlook

The Microsoft Outlook app is the Duke's Office of Information Technology (OIT) recommended platform for accessing your Duke Email account on your mobile device. You can also use the built-in mail app on your iPhone or Android device, but the OWA app is not supported for use with Duke email.

Search "Microsoft Outlook" in the app store. Enter your NetID@duke.edu email address and click "Open Authenticator". Enter NetID@duke.edu as your username, your NetID password, and authenticate via Multi-factor authentication.

Additional instructions available [here](#).



Duo Mobile

The Duo Mobile is Duke's system for multi-factor authentication (MFA). MFA is required to login to most Duke services that use your NetID and password.

Search "Duo Mobile" in the app store.

Additional instructions available [here](#).



Solstice

The Solstice App allows you to connect via AirPlay your Apple device to the monitors in Fuqua's team rooms and team room space on the 2nd floor (near the library).

Search "Solstice" in the app store and download "Mersive Solstice App". Follow prompts on monitors in team rooms to connect device.



Mobile Ordering

Beat the lunch rush and order a set menu of options from the Fox Center café.

Search "Transact Mobile Ordering" app and select "Fuqua School of Business" as your campus. Login with your NetID and password.

Note: you will need to add a credit card under payment methods in order to take advantage of mobile ordering.
