







## Duke and Fuqua Apps for Your Mobile Device

Get Fuqua and Duke resources at your fingertips! Prepare your mobile device for Fuqua and download the apps below to stay connected on-the-go.

Figure 1 is a table listing of mobile apps used at Duke and the Fuqua School of Business.

App	Why download?	To Download:
 <b>Canvas</b>	Review your ISW and Fuqua course materials anywhere! We'll also use the ISW to share key Orientation information, like daily schedules and FAQs.	<p>Search "Canvas" in the app store (full app name is "Canvas Student"). Once you open the app, search "Fuqua"* when prompted to enter your institution, login with your Duke NetID and password, and click "Authorize" to allow the Canvas app to access your Fuqua courses.</p> <p><i>*if Fuqua doesn't appear when you search only "Fuqua", try searching "Fuqua.Instructure.Com".</i></p>
 <b>OrgSync</b>	View clubs and organizations, browse the extracurricular calendar and RSVP for events directly on your phone.	Search "OrgSync" in the app store. Once you download the app, you will need to select "Duke Fuqua School of Business" as your organization and login with your Duke NetID and password.
 <b>TeamFuqua</b>	Yes, Team Fuqua has its own app! The TeamFuqua app provides quick links to key web platforms, plus a feed of the Team Room Finder (so you can find an open Team Room!).	Search "TeamFuqua" in the app store. (Have ideas or suggestions to improve the Team Fuqua app? Email your MBAA VP of Technology, Erin Radley!)
 <b>DukeMobile</b>	The DukeMobile app is your connection point to many Duke University resources and information, like news, the Duke campus map, and Duke Athletics.	Search "DukeMobile" in the app store.
 <b>TransLoc</b>	If you plan on using the Duke Transportation System to get around campus, TransLoc is your resource for up-to-date bus route information and timing.	Search "TransLoc Rider". Under "Settings" (the gear icon in the top right), select the Duke University transit system.
 <b>LiveSafe</b>	The LiveSafe app helps the Duke University Police Department (DUPD) maintain a safe campus community. The app facilitates real-time, two-way communication between members of the Duke Community and DUPD, allowing users to receive emergency alert notifications and share anonymous tips with campus police.	Search "LiveSafe" in the app store. Create your profile and select Duke University.



Duke University Libraries and the Ford Library at Fuqua have partnered with OverDrive to offer downloadable eBooks and audiobooks that you can enjoy on all major devices.

Search "OverDrive" in the app store. You don't need to create an account; when you first download the app, you can simply click "Continue" and then select the Duke University library system.



The Microsoft Outlook app is the Duke's Office of Information Technology (OIT) recommended platform for accessing your Duke Email account on your mobile device. You can also use the built-in mail app on your iPhone or Android device, but the OWA app is not supported for use with Duke email.

Search "Microsoft Outlook" in the app store. Enter your NetID@duke.edu email address and click "Open Authenticator". Enter NetID@duke.edu as your username, your NetID password, and authenticate via Multi-factor authentication.

*Additional instructions available [here](#).*